

LIGHT SHOOTER HP WALL-WASHER NO TRIM

Number of heads	1
Mounting	Ceiling recessed
Lamps description	Power LED 11W 1060 lm 3000K CRI 90
Luminaire luminous flux	Extreme Cut-off. See reference number
Voltage (V)	220/240
Environment	Indoor
Notes	LED: All the models include an accessory for IP54. Pre-installation frame included in No Trim versions.

OPTICAL

Aiming	Fixed
Light distribution symmetry	Asymmetric
Beam angle	26°

ELECTRICAL

Transformer availability	Included
Transformer mounting	Remote
Transformer type	Electronic
Emergency	Without
Insulation class	Class II

PHYSICAL


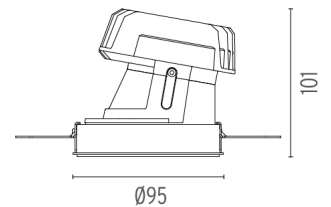
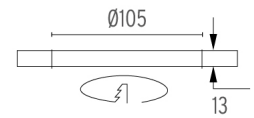
Cutout diameter (mm)	105
Recessed depth (mm)	160
Construction material	Aluminium
Weight (kg)	0,45



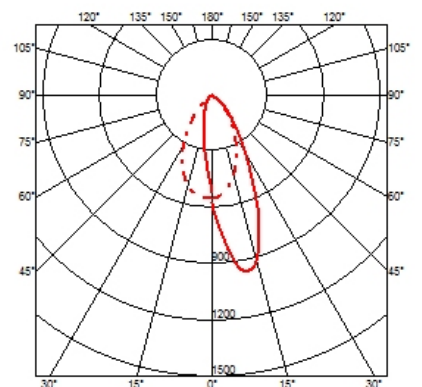
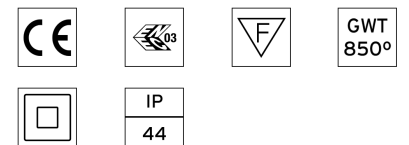
Light Shooter HP Wall-Washer No Trim
designed by FLOS Architectural

High-performance embedded light fixture for LED light source. Remote 220-240V power supply included.

- 03.6578.40A - 577lm White
- 03.6578.14A - 577lm Black




CERTIFICATIONS



FLOS

Light Shooter HP Wall-Washer No Trim . Accessories

Optical



08.8041.68

Elliptical light distribution lens

Elliptical light distribution lens in 4mm thick tempered glass.



08.8412.14

Honeycomb

"Honeycomb" anti-glare grid made of aluminium cells.



Light Shooter HP Wall-Washer No Trim designed by FLOS Architectural

High-performance embedded light fixture for LED light source. Remote 220-240V power supply included.

- 03.6578.40A - 577lm White
- 03.6578.14A - 577lm Black

Light Shooter HP Wall-Washer No Trim . Lamps



Power LED

Lamp category:

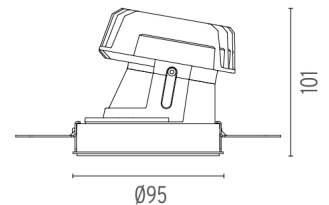
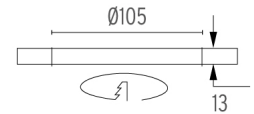
LED

Socket:

Special base

Lamp type:

Power LED



CERTIFICATIONS

