

LIGHT SHOOTER ADJUSTABLE TRIM

Number of heads	1
Mounting	Ceiling recessed
Lamps description	Power LED 10W 850 lm 2700K CRI 90
Luminaire luminous flux	Extreme Cut-off. See reference number
Voltage (V)	220/240
Environment	Indoor
Notes	LED: All the models include an accessory for IP54.

OPTICAL

Aiming	Adjustable
Light distribution symmetry	Symmetric
Beam angle	13° Spot

ELECTRICAL

Transformer availability	Included
Transformer mounting	Remote
Transformer type	Electronic
Emergency	Without
Insulation class	Class II

PHYSICAL


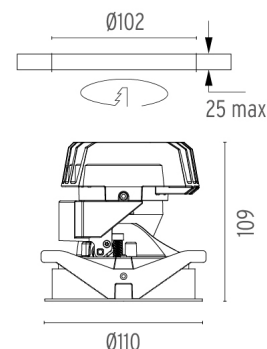
Cutout diameter (mm)	102
Recessed depth (mm)	170
Construction material	Aluminium
Weight (kg)	0,45



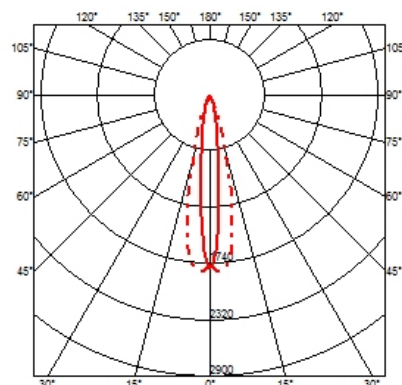
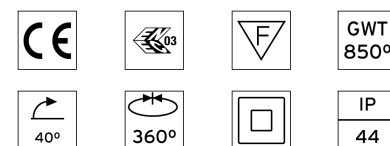
Light Shooter Adjustable Trim
designed by FLOS Architectural

High-performance embedded light fixture for LED light source. Remote 220-240V power supply included.

● 03.6503.40A - 316lm	White
● 03.6503.14A - 316lm	Black




CERTIFICATIONS



FLOS

Light Shooter Adjustable Trim . Accessories

Optical



08.8041.68

Elliptical light distribution lens

Elliptical light distribution lens in 4mm thick tempered glass.



08.8412.14

Honeycomb

"Honeycomb" anti-glare grid made of aluminium cells.



Light Shooter Adjustable Trim designed by FLOS Architectural

High-performance embedded light fixture for LED light source. Remote 220-240V power supply included.

- 03.6503.40A - 316lm White
- 03.6503.14A - 316lm Black

Light Shooter Adjustable Trim . Lamps



Power LED

Lamp category:

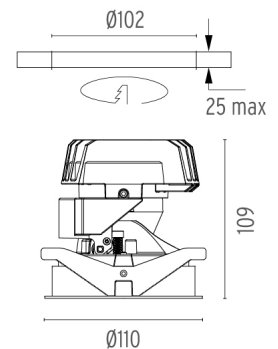
LED

Socket:

Special base

Lamp type:

Power LED



CERTIFICATIONS

