

LIGHT SHOOTER ADJUSTABLE TRIM

Number of heads	1
Mounting	Ceiling recessed
Lamps description	Power LED 10W 910 lm 3000K CRI 90
Luminaire luminous flux	Extreme Cut-off. See reference number
Voltage (V)	220/240
Environment	Indoor
Notes	LED: All the models include an accessory for IP54.

OPTICAL

Aiming	Adjustable
Light distribution symmetry	Symmetric
Beam angle	25° Flood

ELECTRICAL

Transformer availability	Included
Transformer mounting	Remote
Transformer type	Electronic
Emergency	Without
Insulation class	Class II

PHYSICAL

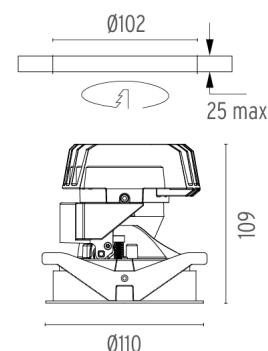
Cutout diameter (mm)	102
Recessed depth (mm)	170
Construction material	Aluminium
Weight (kg)	0,45




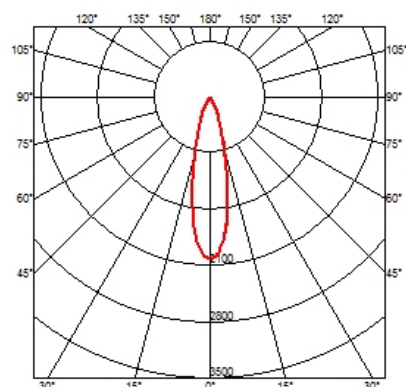
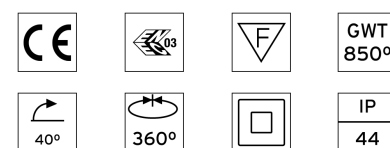
Light Shooter Adjustable Trim
designed by FLOS Architectural

High-performance embedded light fixture for LED light source. Remote 220-240V power supply included.

● 03.6501.40A - 490lm	White
● 03.6501.14A - 490lm	Black



CERTIFICATIONS



Light Shooter Adjustable Trim . Accessories

Optical



08.8041.68

Elliptical light distribution lens

Elliptical light distribution lens in 4mm thick tempered glass.



● 08.8412.14

Honeycomb

"Honeycomb" anti-glare grid made of aluminium cells.



Light Shooter Adjustable Trim designed by FLOS Architectural

High-performance embedded light fixture for LED light source. Remote 220-240V power supply included.

- 03.6501.40A - 490lm White
- 03.6501.14A - 490lm Black

Light Shooter Adjustable Trim . Lamps



Power LED

Lamp category:

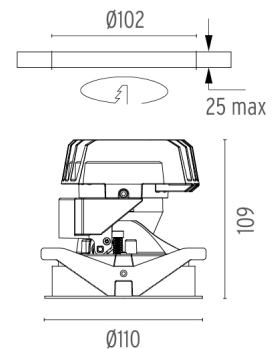
LED

Socket:

Special base

Lamp type:

Power LED



CERTIFICATIONS

