


## LIGHT TUBE INDIRECT 1200 MM

<b>Number of heads</b>	1
<b>Mounting</b>	Track mounting
<b>Lamps description</b>	Top LED 25W/m 2328 lm 2700K CRI 90
<b>Luminaire luminous flux</b>	See reference number
<b>Voltage (V)</b>	48
<b>Environment</b>	Indoor
<b>Notes</b>	Turning fastening elements 0°-90° with a magnetic connection and mechanic security bock for a transversally installation between two lines of the profile. The Light Tube are only fed by one of the ends and do not communicate current through the other end.



### OPTICAL

<b>Aiming</b>	Fixed
<b>Light distribution symmetry</b>	Symmetric
<b>Beam angle</b>	102°

### Light Tube Indirect 1200 mm designed by Vincent Van Duysen

Diffused LED light module to be installed in The Infra-Structure System.

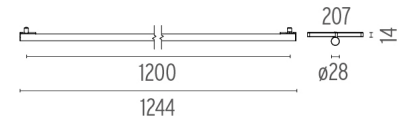
### ELECTRICAL

<b>Transformer availability</b>	Separate item
<b>Transformer mounting</b>	Remote
<b>Transformer type</b>	Electronic dimmable
<b>Emergency</b>	Without

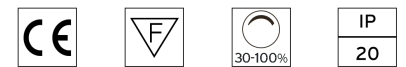
● 03.6395.14 - 1599lm	Black
● 03.6395.40 - 1599lm	White

### PHYSICAL

<b>Length (mm)</b>	1200
--------------------	------



### CERTIFICATIONS



## Light Tube Indirect 1200 mm . Lamps




**Top LED**

**Lamp category:**  
LED

**Socket:**  
Special base

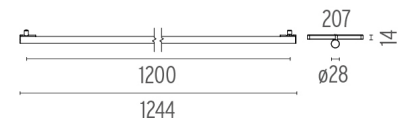
**Lamp type:**  
Top LED



**Light Tube Indirect 1200 mm**  
designed by Vincent Van Duysen

Diffused LED light module to be installed in The Infra-Structure System.

- 
- |   |                     |       |
|---|---------------------|-------|
| ● | 03.6395.14 - 1599lm | Black |
| ● | 03.6395.40 - 1599lm | White |
- 



---

**CERTIFICATIONS**

