

## KAP SURFACE WALL Ø100

Number of heads	1
Mounting	Wall surface
Lamps description	Power LED 9W 850 lm 3000K CRI 80
Luminaire luminous flux	Extreme Cut-off. See reference number
Voltage (V)	220/240
Environment	Indoor

### OPTICAL


Reflector finish	Black
Aiming	Fixed
Light distribution symmetry	Symmetric
Beam angle	33°

### ELECTRICAL

Transformer availability	Included
Transformer mounting	Integral
Transformer type	Electronic
Emergency	Without
Insulation class	Class I

### PHYSICAL

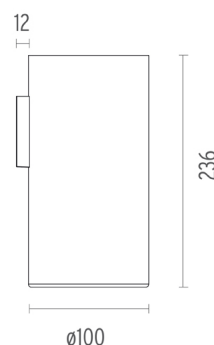
Diameter (mm)	100
Height (mm)	236
Construction material	Extruded aluminum
Weight (kg)	0,90



### Kap Surface Wall Ø100 designed by FLOS Architectural

Luminaire for wall mounting with led light source, nonregulable 220-240V, 50-60hz power supply integrated in luminaire body.

03.5733.11A - 281lm	White / Black
03.5733.ASA - 281lm	Brushed aluminium / Black
03.5733.ANA - 281lm	Black / Black
03.5733.B3A - 281lm	Brown / Black



### CERTIFICATIONS



## Kap Surface Wall Ø100 . Lamps



### Power LED

**Lamp category:**  
LED

**Socket:**  
Special base

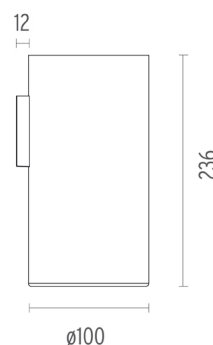
**Lamp type:**  
Power LED



### Kap Surface Wall Ø100 designed by FLOS Architectural

Luminaire for wall mounting with led light source. nonregulable 220-240V, 50-60hz power supply integrated in luminaire body.

03.5733.11A - 281lm	White / Black
03.5733.ASA - 281lm	Brushed aluminium / Black
03.5733.ANA - 281lm	Black / Black
03.5733.B3A - 281lm	Brown / Black



### CERTIFICATIONS

