

LIGHT SOLDIER ADJUSTABLE Ø90

Number of heads	1
Mounting	Ceiling recessed
Lamps description	LED Array DC 500 mA 9,2W 810 lm 3000K CRI 90
Luminaire luminous flux	See reference number
Environment	Indoor

OPTICAL

Aiming	Adjustable
Light distribution symmetry	Symmetric
Beam angle	56° Wide Flood

ELECTRICAL

Transformer availability	Separate item
Transformer mounting	Remote
Transformer type	Electronic, Electronic dimmable, Electronic dimmable I-10V, Electronic dimmable dali
Emergency	Without
Insulation class	Class III

PHYSICAL


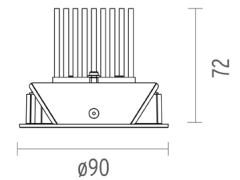
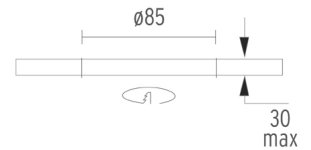
Cutout diameter (mm)	85
Diameter (mm)	90
Recessed depth (mm)	72
Construction material	Aluminium
Weight (kg)	0,20



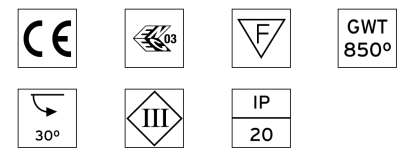
Light Soldier Adjustable Ø90
designed by FLOS Architectural

Embedded luminaire for LED light source. Power supply not included.

● 03.4322.30B - 640lm	White
● 03.4322.02B - 640lm	Grey
● 03.4322.14B - 640lm	Black



CERTIFICATIONS



Light Soldier Adjustable Ø90 . Accessories

Power Supply



60.8650

Constant Current Power Supply for LED. 20W / 500 mA

Non dimmable continuous current power supply 220/240V - 50/60Hz. (110V = 12W)

Maximum length of 1.5 mm² secondary conductor (m): 50

Maximum length of 2.5 mm² secondary conductor (m): 50



60.8534

Constant Current Power Supply for LED. 32W

Continuous current power supply of 32W, 230/240V - 50/60Hz with power current selected through adjustable 350/500/700 mA switch by trailing and leading edge dimming or push dimming.

Maximum length of 1.5 mm² secondary conductor (m): 10

Maximum length of 2.5 mm² secondary conductor (m): 15



60.8533

Constant Current Power Supply for LED. 25W

Continuous current power supply of 25W, 120-240V - 50/60Hz with power current selected through adjustable 350/500/700mA 1-10V switch or push dimming.

Maximum length of 1.5 mm² secondary conductor (m): 10

Maximum length of 2.5 mm² secondary conductor (m): 15



60.8485

Constant Current Power Supply for LED. 24W

Constant voltage supply source of 24W, 240V - 50/60Hz with adjustable Dali 500 mA supply voltage.

Maximum length of 1.5 mm² secondary conductor (m): 10

Maximum length of 2.5 mm² secondary conductor (m): 15



60.8697

Constant Current Power Supply for LED. 11/32W

Remote multicurrent electronic driver for LED. 11/32W, 250-1000 mA, 220/240V, 50/60Hz.

Maximum length of 1.5 mm² secondary conductor (m): 20

Maximum length of 2.5 mm² secondary conductor (m): 50



60.8847

Constant Current Power Supply for LED. 10-20W

Continuous current power supply of 10-20W, 110/240V - 50/60Hz with power current selected through adjustable 250/350/400/450/500/ 550/600/700 mA Dali switch. (Johnny 120 with accessories max 450 mA)

Maximum length of 1.5 mm² secondary conductor (m): 10

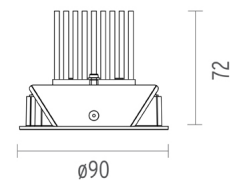
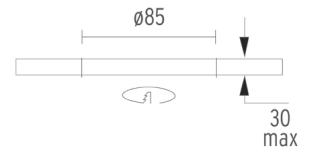
Maximum length of 2.5 mm² secondary conductor (m): 15



Light Soldier Adjustable Ø90 designed by FLOS Architectural

Embedded luminaire for LED light source. Power supply not included.

- 03.4322.30B - 640lm White
- 03.4322.02B - 640lm Grey
- 03.4322.14B - 640lm Black



CERTIFICATIONS



Light Soldier Adjustable Ø90 . Lamps



LED Array

Lamp category:

LED

Socket:

Special base

Lamp type:

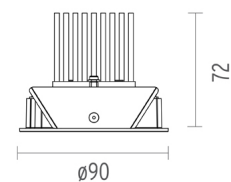
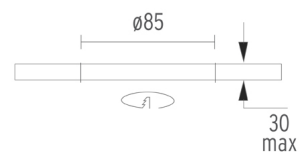
LED Array



Light Soldier Adjustable Ø90
designed by FLOS Architectural

Embedded luminaire for LED light source. Power supply not included.

- 03.4322.30B - 640lm White
- 03.4322.02B - 640lm Grey
- 03.4322.14B - 640lm Black



CERTIFICATIONS

