

## LIGHT SOLDIER ADJUSTABLE Ø90

<b>Number of heads</b>	1
<b>Mounting</b>	Ceiling recessed
<b>Lamps description</b>	LED Array DC 500 mA 9,2W 810 lm 3000K CRI 90
<b>Luminaire luminous flux</b>	See reference number
<b>Environment</b>	Indoor

### OPTICAL

<b>Aiming</b>	Adjustable
<b>Light distribution symmetry</b>	Symmetric
<b>Beam angle</b>	26° Medium

### ELECTRICAL

<b>Transformer availability</b>	Separate item
<b>Transformer mounting</b>	Remote
<b>Transformer type</b>	Electronic, Electronic dimmable, Electronic dimmable I-10V, Electronic dimmable dali
<b>Emergency</b>	Without
<b>Insulation class</b>	Class III

### PHYSICAL


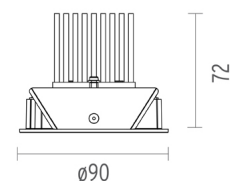
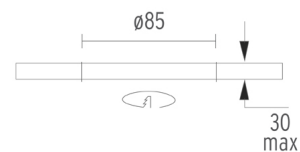
<b>Cutout diameter (mm)</b>	85
<b>Diameter (mm)</b>	90
<b>Recessed depth (mm)</b>	72
<b>Construction material</b>	Aluminium
<b>Weight (kg)</b>	0,20




**Light Soldier Adjustable Ø90**  
designed by FLOS Architectural

Embedded luminaire for LED light source. Power supply not included.

● 03.4321.30B - 655lm	White
● 03.4321.02B - 655lm	Grey
● 03.4321.14B - 655lm	Black



### CERTIFICATIONS



## Light Soldier Adjustable Ø90 . Accessories

### Power Supply



60.8650

#### Constant Current Power Supply for LED. 20W / 500 mA

Non dimmable continuous current power supply 220/240V - 50/60Hz. (110V = 12W)

Maximum length of 1.5 mm<sup>2</sup> secondary conductor (m): 50

Maximum length of 2.5 mm<sup>2</sup> secondary conductor (m): 50



60.8534

#### Constant Current Power Supply for LED. 32W

Continuous current power supply of 32W, 230/240V - 50/60Hz with power current selected through adjustable 350/500/700 mA switch by trailing and leading edge dimming or push dimming.

Maximum length of 1.5 mm<sup>2</sup> secondary conductor (m): 10

Maximum length of 2.5 mm<sup>2</sup> secondary conductor (m): 15



60.8533

#### Constant Current Power Supply for LED. 25W

Continuous current power supply of 25W, 120-240V - 50/60Hz with power current selected through adjustable 350/500/700mA 1-10V switch or push dimming.

Maximum length of 1.5 mm<sup>2</sup> secondary conductor (m): 10

Maximum length of 2.5 mm<sup>2</sup> secondary conductor (m): 15



60.8485

#### Constant Current Power Supply for LED. 24W

Constant voltage supply source of 24W, 240V - 50/60Hz with adjustable Dali 500 mA supply voltage.

Maximum length of 1.5 mm<sup>2</sup> secondary conductor (m): 10

Maximum length of 2.5 mm<sup>2</sup> secondary conductor (m): 15



60.8697

#### Constant Current Power Supply for LED. 11/32W

Remote multicurrent electronic driver for LED. 11/32W, 250-1000 mA, 220/240V, 50/60Hz.

Maximum length of 1.5 mm<sup>2</sup> secondary conductor (m): 20

Maximum length of 2.5 mm<sup>2</sup> secondary conductor (m): 50



60.8847

#### Constant Current Power Supply for LED. 10-20W

Continuous current power supply of 10-20W, 110/240V - 50/60Hz with power current selected through adjustable 250/350/400/450/500/ 550/600/700 mA Dali switch. (Johnny 120 with accessories max 450 mA)

Maximum length of 1.5 mm<sup>2</sup> secondary conductor (m): 10

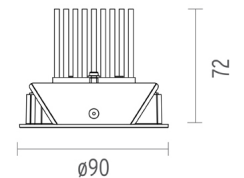
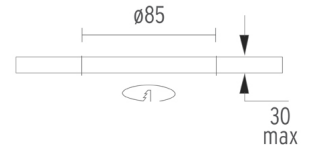
Maximum length of 2.5 mm<sup>2</sup> secondary conductor (m): 15



#### Light Soldier Adjustable Ø90 designed by FLOS Architectural

Embedded luminaire for LED light source. Power supply not included.

- 03.4321.30B - 655lm White
- 03.4321.02B - 655lm Grey
- 03.4321.14B - 655lm Black



#### CERTIFICATIONS



## Light Soldier Adjustable Ø90 . Lamps



**LED Array**

**Lamp category:**

LED

**Socket:**

Special base

**Lamp type:**

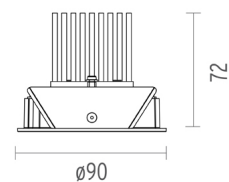
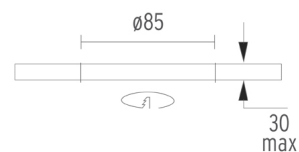
LED Array



**Light Soldier Adjustable Ø90**  
designed by FLOS Architectural

Embedded luminaire for LED light source. Power supply not included.

- 03.4321.30B - 655lm    White
- 03.4321.02B - 655lm    Grey
- 03.4321.14B - 655lm    Black



**CERTIFICATIONS**

