

## EASY KAP Ø80 ADJUSTABLE OPTIC SPOT

<b>Number of heads</b>	1
<b>Mounting</b>	Ceiling recessed
<b>Lamps description</b>	LED Array DC 500 mA 9,2W 698 lm 2700K CRI 90
<b>Luminaire luminous flux</b>	Extreme Cut-off. See reference number
<b>Environment</b>	Indoor
<b>Notes</b>	Diffusing lens included

### OPTICAL

<b>Aiming</b>	Adjustable
<b>Light distribution symmetry</b>	Symmetric
<b>Beam angle</b>	19°

### ELECTRICAL

<b>Transformer availability</b>	Separate item
<b>Transformer mounting</b>	Remote
<b>Transformer type</b>	Electronic, Electronic dimmable, Electronic dimmable I-10V, Electronic dimmable dali
<b>Emergency</b>	Without
<b>Insulation class</b>	Class III






### PHYSICAL

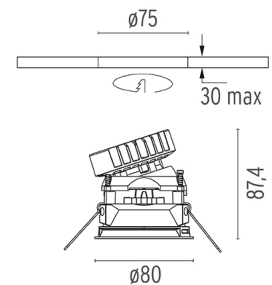
<b>Cutout diameter (mm)</b>	75
<b>Diameter (mm)</b>	80
<b>Recessed depth (mm)</b>	90
<b>Construction material</b>	Die-cast aluminum
<b>Weight (kg)</b>	0,24



**Easy Kap Ø80 Adjustable Optic Spot**  
designed by FLOS Architectural

Recessed luminaire with LED light source. Power supply not included. Installation frame not necessary.

	03.4153.GL - 648lm	Gold
	03.4153.B1 - 658lm	White
	03.4153.BU - 584lm	Blue
	03.4153.74 - 589lm	Black
	03.4153.CU - 638lm	Copper



## Easy Kap Ø80 Adjustable Optic Spot . Accessories

### Power Supply



60.8534

#### Constant Current Power Supply for LED. 32W

Continuous current power supply of 32V, 230/240V - 50/60Hz with power current selected through adjustable 350/500/700 mA switch by trailing and leading edge dimming or push dimming.

Maximum length of 1.5 mm<sup>2</sup> secondary conductor (m): 10

Maximum length of 2.5 mm<sup>2</sup> secondary conductor (m): 15



60.8533

#### Constant Current Power Supply for LED. 25W

Continuous current power supply of 25W, 120-240V - 50/60Hz with power current selected through adjustable 350/500/700mA I-10V switch or push dimming.

Maximum length of 1.5 mm<sup>2</sup> secondary conductor (m): 10

Maximum length of 2.5 mm<sup>2</sup> secondary conductor (m): 15



60.8847

#### Constant Current Power Supply for LED. 10-20W

Continuous current power supply of 10-20W, 110/240V - 50/60Hz with power current selected through adjustable 250/350/400/450/500/ 550/600/700 mA Dali switch. (Johnny 120 with accessories max 450 mA)

Maximum length of 1.5 mm<sup>2</sup> secondary conductor (m): 10

Maximum length of 2.5 mm<sup>2</sup> secondary conductor (m): 15

### CERTIFICATIONS



## Easy Kap Ø80 Adjustable Optic Spot . Accessories



60.8880

### Constant Current Power Supply for LED.

**6W-100/14W-240V**  
Continuous current power supply of 6W, 100V / 14W, 240V - 50/60Hz with 500 mA supply voltage.

Maximum length of 1.5 mm<sup>2</sup> secondary conductor (m): 50

Maximum length of 2.5 mm<sup>2</sup> secondary conductor (m): 50



### Easy Kap Ø80 Adjustable Optic Spot designed by FLOS Architectural

Recessed luminaire with LED light source. Power supply not included. Installation frame not necessary.

- 03.4153.GL - 648lm Gold
- 03.4153.B1 - 658lm White
- 03.4153.BU - 584lm Blue
- 03.4153.74 - 589lm Black
- 03.4153.CU - 638lm Copper

## Easy Kap Ø80 Adjustable Optic Spot . Lamps



### LED Array

### Lamp category:

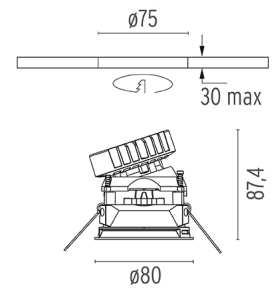
LED

### Socket:

Special base

### Lamp type:

LED Array



### CERTIFICATIONS

