

LED CURTAIN 1200 MM

Number of heads	1
Mounting	Ceiling recessed
Lamps description	Power LED 34,7W 4200 lm 4000K CRI 90
Luminaire luminous flux	See reference number
Voltage (V)	24
Environment	Indoor
Notes	24 LEDs

OPTICAL

Aiming	Fixed
Light distribution symmetry	Symmetric
Beam angle	12° / 51°

ELECTRICAL

Transformer availability	Separate item
Transformer mounting	Remote
Transformer type	Electronic
Emergency	Without
Insulation class	Class III

PHYSICAL

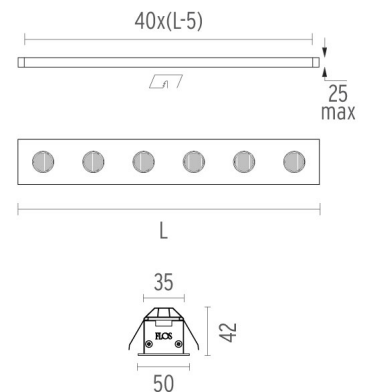
Length (mm)	1200
Construction material	Extruded aluminum
Weight (kg)	2,40



LED Curtain 1200 mm
designed by FLOS Architectural

Embedded luminaire for direct lighting with LED. Elliptical lens 15°x50° incorporated. Remote transformer not included.

● 03.3924.30C - 2014lm White



CERTIFICATIONS



LED Curtain 1200 mm . Accessories

Power Supply



60.8495

Electronic transformer with constant voltage (24V) for LED. 20W

Electronic transformer with constant voltage (24V) for LED. 100/240V.

Maximum length of 1.5 mm² secondary conductor (m): 5



60.8496

Electronic transformer with constant voltage (24V) for LED. 60W

Electronic transformer with constant voltage (24V) for LED. 100/240V.

Maximum length of 1.5 mm² secondary conductor (m): 5



60.8497

Electronic transformer with constant voltage (24V) for LED. 100W

Electronic transformer with constant voltage (24V) for LED. 100/240V.

Maximum length of 1.5 mm² secondary conductor (m): 5

Maximum length of 2.5 mm² secondary conductor (m): 10



60.8515

Electronic transformer with constant voltage (24V) for LED. 60W

Electronic transformer with constant voltage (24V) for LED. 60W. 100/240V. For independent use.

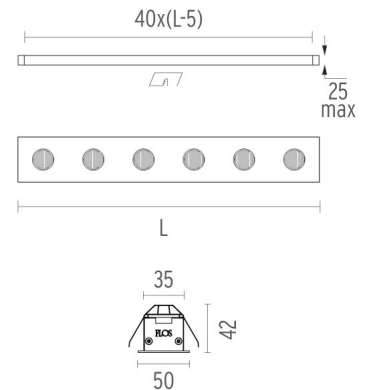
Maximum length of 1.5 mm² secondary conductor (m): 5



LED Curtain 1200 mm
designed by FLOS Architectural

Embedded luminaire for direct lighting with LED. Elliptical lens 15°x50° incorporated. Remote transformer not included.

03.3924.30C - 2014lm White



CERTIFICATIONS



LED Curtain 1200 mm . Accessories

Electrical



06.1032.00

Connection cable L: 100 mm


Connection cable between modules with Tyco fast connection cable.



06.1033.00

Connection cable L: 500 mm

Connection cable between modules with Tyco fast connection cable.



06.1034.00

Power cable L: 500 mm

Power cable with Tyco fast connection cable. Maximum supply length 3 metres.



LED Curtain 1200 mm designed by FLOS Architectural

Embedded luminaire for direct lighting with LED. Elliptical lens 15°x50° incorporated. Remote transformer not included.

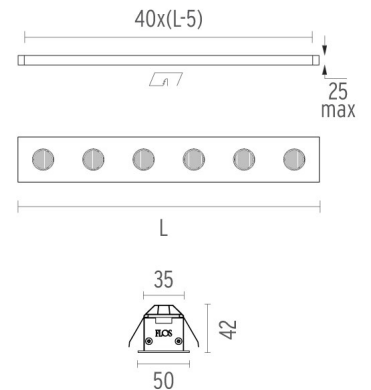
03.3924.30C - 2014lm White



60.8640

Dimmable I-10V Control Unit

Dimmable I-10V control unit with 1 channel for 24V LED modules. Power supply not included. Max. 120 W - 5A.



CERTIFICATIONS



LED Curtain 1200 mm . Lamps



Power LED

Lamp category:
LED

Socket:
Special base

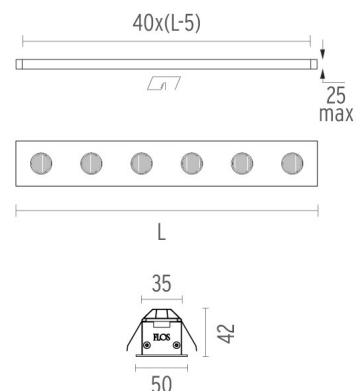
Lamp type:
Power LED



LED Curtain 1200 mm
designed by FLOS Architectural

Embedded luminaire for direct lighting with LED. Elliptical lens 15°x50° incorporated. Remote transformer not included.

● 03.3924.30C - 2014lm White



CERTIFICATIONS

