

COMPASS BOX RECESSED SMALL 2L

Number of heads	2
Mounting	Ceiling recessed
Lamps description	2 x LED Array DC 500 mA 9,2W 945 lm 3000K CRI 80
Luminaire luminous flux	Extreme Cut-off. See reference number
Environment	Indoor
Notes	Pre-installation frame must be ordered separately

OPTICAL

Reflector finish	Aluminum
Aiming	Adjustable
Light distribution symmetry	Symmetric
Beam angle	18° Spot

ELECTRICAL

Transformer availability	Separate item
Transformer mounting	Remote
Transformer type	Electronic, Electronic dimmable, Electronic dimmable I-10V, Electronic dimmable dali
Emergency	Without
Insulation class	Class III

PHYSICAL

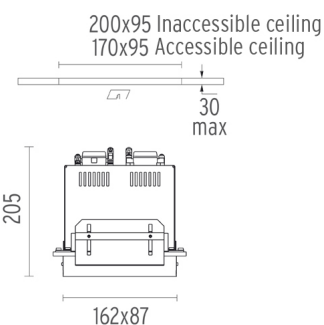
Recessed depth (mm)	205
Construction material	Pressed steel
Weight (kg)	0,90



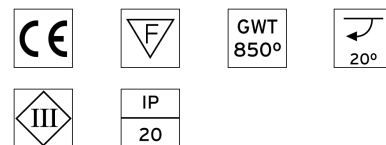
Compass Box Recessed Small 2L
designed by FLOS Architectural

Embedded luminaire with 2 lights for LED light source. Power supply not included. Requires one power supply for each optic body.

●	03.2680.14A - 2x796lm	Black
●	03.2680.30A - 2x796lm	White



CERTIFICATIONS



Compass Box Recessed Small 2L . Accessories

Optical



08.8196.14

Honeycomb

"Honeycomb" anti-glare grid in aluminium cells with black liquid paint finish.



08.8238.14

Screening cylinder

Screening cylinder with rotating pin in a black thermoplastic material



Compass Box Recessed Small 2L
designed by FLOS Architectural

Embedded luminaire with 2 lights for LED light source. Power supply not included. Requires one power supply for each optic body.

- 03.2680.14A - 2x796lm Black
- 03.2680.30A - 2x796lm White

Power Supply



60.8650

Constant Current Power Supply for LED. 20W / 500 mA

Non dimmable continuous current power supply 220/240V - 50/60Hz. (110V = 12W)

Maximum length of 1.5 mm² secondary conductor (m): 50

Maximum length of 2.5 mm² secondary conductor (m): 50



60.8534

Constant Current Power Supply for LED. 32W

Continuous current power supply of 32W, 230/240V - 50/60Hz with power current selected through adjustable 350/500/700 mA switch by trailing and leading edge dimming or push dimming.

Maximum length of 1.5 mm² secondary conductor (m): 10

Maximum length of 2.5 mm² secondary conductor (m): 15



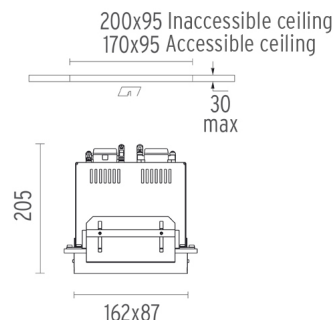
60.8533

Constant Current Power Supply for LED. 25W

Continuous current power supply of 25W, 120-240V - 50/60Hz with power current selected through adjustable 350/500/700mA 1-10V switch or push dimming.

Maximum length of 1.5 mm² secondary conductor (m): 10

Maximum length of 2.5 mm² secondary conductor (m): 15



CERTIFICATIONS



Compass Box Recessed Small 2L . Accessories



60.8530

Constant Current Power Supply for LED. 25-50W

Continuous current power supply of 25-50W, 220/240V - 50/60Hz with power current selected through adjustable 350/500/550/650/700/750/850/900/1050mA Dali switch, 1-10V switch or push dimming.

Maximum length of 1.5 mm² secondary conductor (m): 10

Maximum length of 2.5 mm² secondary conductor (m): 15



Compass Box Recessed Small 2L designed by FLOS Architectural

Embedded luminaire with 2 lights for LED light source. Power supply not included. Requires one power supply for each optic body.

- 03.2680.14A - 2x796lm Black
- 03.2680.30A - 2x796lm White

Mounting

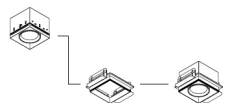


TO BE COMPLETED WITH:
INSTALLATION FRAME.
AVAILABLE AS ACCESSORY ELEMENT.
MUST BE ORDERED SEPARATELY.

08.8191.00



Example
03.2680.14 + 08.8191.00

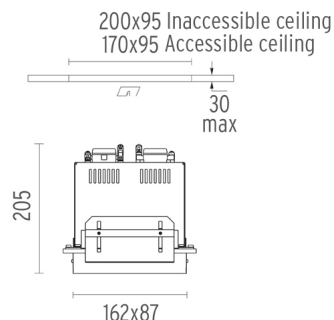


08.8192.00

Pre-installation frame

Pre-installation frame small
2 lights

HOW TO ORDER



CERTIFICATIONS



Compass Box Recessed Small 2L . Lamps



LED Array

Lamp category:

LED

Socket:

Special base

Lamp type:

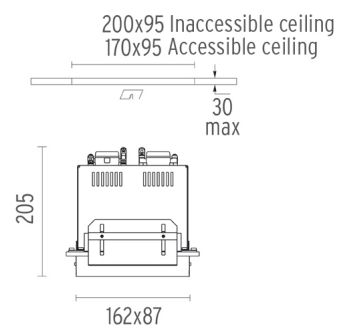
LED Array



Compass Box Recessed Small 2L designed by FLOS Architectural

Embedded luminaire with 2 lights for LED light source. Power supply not included. Requires one power supply for each optic body.

- 03.2680.14A - 2x796lm Black
- 03.2680.30A - 2x796lm White



CERTIFICATIONS

