

## COMPASS BOX RECESSED SMALL IL

<b>Number of heads</b>	I
<b>Mounting</b>	Ceiling recessed
<b>Lamps description</b>	LED Array DC 500 mA 9,2W 945 lm 3000K CRI 80
<b>Luminaire luminous flux</b>	Extreme Cut-off. See reference number
<b>Environment</b>	Indoor
<b>Notes</b>	Pre-installation frame must be ordered separately

### OPTICAL

<b>Reflector finish</b>	Aluminum
<b>Aiming</b>	Adjustable
<b>Light distribution symmetry</b>	Symmetric
<b>Beam angle</b>	26° Medium

### ELECTRICAL

<b>Transformer availability</b>	Separate item
<b>Transformer mounting</b>	Remote
<b>Transformer type</b>	Electronic, Electronic dimmable, Electronic dimmable I-10V, Electronic dimmable dali
<b>Emergency</b>	Without
<b>Insulation class</b>	Class III

### PHYSICAL

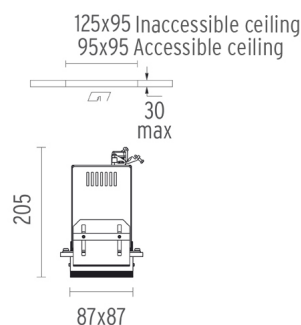
<b>Recessed depth (mm)</b>	205
<b>Construction material</b>	Pressed steel
<b>Weight (kg)</b>	0,60




**Compass Box Recessed Small IL**  
designed by FLOS Architectural

Embedded luminaire for LED light source. Power supply not included.

●	03.2676.14A - 828lm	Black
●	03.2676.30A - 828lm	White



### CERTIFICATIONS



## Compass Box Recessed Small IL . Accessories

### Optical



08.8196.14

#### Honeycomb

"Honeycomb" anti-glare grid in aluminium cells with black liquid paint finish.



08.8238.14

#### Screening cylinder

Screening cylinder with rotating pin in a black thermoplastic material



**Compass Box Recessed Small IL**  
designed by FLOS Architectural

Embedded luminaire for LED light source. Power supply not included.

03.2676.14A - 828lm	Black
03.2676.30A - 828lm	White

### Power Supply



60.8650

#### Constant Current Power Supply for LED. 20W / 500 mA

Non dimmable continuous current power supply 220/240V - 50/60Hz. (110V = 12W)

Maximum lenght of 1.5 mm<sup>2</sup> secondary conductor (m): 50

Maximum lenght of 2.5 mm<sup>2</sup> secondary conductor (m): 50



60.8534

#### Constant Current Power Supply for LED. 32W

Continuous current power supply of 32W, 230/240V - 50/60Hz with power current selected through adjustable 350/500/700 mA switch by trailing and leading edge dimming or push dimming.

Maximum lenght of 1.5 mm<sup>2</sup> secondary conductor (m): 10

Maximum lenght of 2.5 mm<sup>2</sup> secondary conductor (m): 15



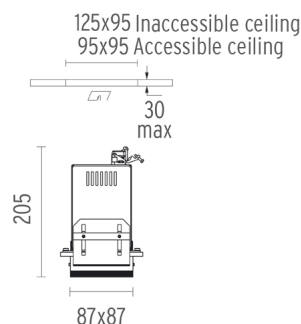
60.8533

#### Constant Current Power Supply for LED. 25W

Continuous current power supply of 25W, 120-240V - 50/60Hz with power current selected through adjustable 350/500/700mA 1-10V switch or push dimming.

Maximum lenght of 1.5 mm<sup>2</sup> secondary conductor (m): 10

Maximum lenght of 2.5 mm<sup>2</sup> secondary conductor (m): 15



### CERTIFICATIONS



## Compass Box Recessed Small IL . Accessories



60.8530

### Constant Current Power Supply for LED. 25-50W

Continuous current power supply of 25-50W, 220/240V - 50/60Hz with power current selected through adjustable 350/500/550/650/700/750/850/900/1050mA Dali switch, 1-10V switch or push dimming.

Maximum lenght of 1.5 mm<sup>2</sup> secondary conductor (m): 10

Maximum lenght of 2.5 mm<sup>2</sup> secondary conductor (m): 15



### Compass Box Recessed Small IL designed by FLOS Architectural

Embedded luminaire for LED light source. Power supply not included.

03.2676.14A - 828lm	Black
03.2676.30A - 828lm	White

## Mounting

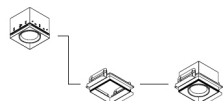


TO BE COMPLETED WITH:  
INSTALLATION FRAME.  
AVAILABLE AS ACCESSORY ELEMENT.  
MUST BE ORDERED SEPARATELY.

08.8191.00



Example  
03.2650.14 + 08.8191.00

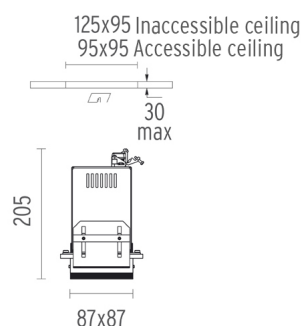


08.8191.00

### Pre-installation frame

Pre-installation frame small  
single light

### HOW TO ORDER



## CERTIFICATIONS



## Compass Box Recessed Small IL . Lamps



### LED Array

### Lamp category:

LED

### Socket:

Special base

### Lamp type:

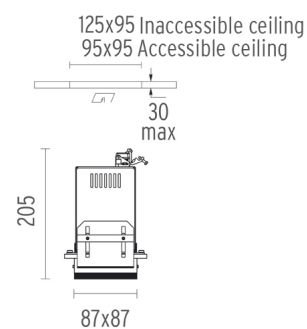
LED Array



### Compass Box Recessed Small IL designed by FLOS Architectural

Embedded luminaire for LED light source. Power supply not included.

●	03.2676.14A - 828lm	Black
●	03.2676.30A - 828lm	White



### CERTIFICATIONS

