

JOHNNY I20 SEMI-RECESSED ILLUMINATION SQUARE HIGH PERFORMANCE – HOUSING

| | |
|--------------------------------|--|
| Number of heads | 1 |
| Mounting | Ceiling recessed |
| Lamps description | LED Array DC 500 mA 18W 1770 lm 2700K CRI 90 |
| Luminaire luminous flux | Extreme Cut-off. See reference number |
| Environment | Indoor |

OPTICAL


| | |
|------------------------------------|------------|
| Aiming | Adjustable |
| Light distribution symmetry | Symmetric |
| Beam angle | 16° Spot |

ELECTRICAL

| | |
|---------------------------------|--|
| Transformer availability | Separate item |
| Transformer mounting | Remote |
| Transformer type | Electronic, Electronic dimmable, Electronic dimmable I-10V, Electronic dimmable dali |
| Emergency | Without |
| Insulation class | Class III |

PHYSICAL

| | |
|------------------------------|-----------|
| Construction material | Aluminium |
|------------------------------|-----------|

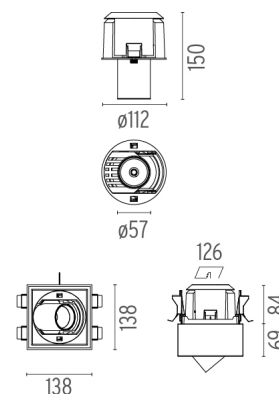



Johnny I20 Semi-Recessed IL Square High Performance – Housing


designed by FLOS Architectural

Recessed luminaire with LED light source. Power supply not included. One driver is needed per each light source.

- 03.0801.14.Light Source - 1636lm Black
- 08.0506.40.Box White
- 08.0506.CE.Box Concrete
- 08.0506.TK.Box Teak
- 08.0506.14.Box Black
- 03.0801.40.Light Source - 1636lm White



CERTIFICATIONS



Johnny 120 Semi-Recessed IL Square High Performance – Housing . Accessories

Optical



● 08.8429.00

Screening Crosspiece



○ 08.8431.00

Elliptical Lens



○ 08.8432.00

Flood Lens




● 08.8428.00

Honeycomb



● 08.0526.00

Snoot Shielding Cone

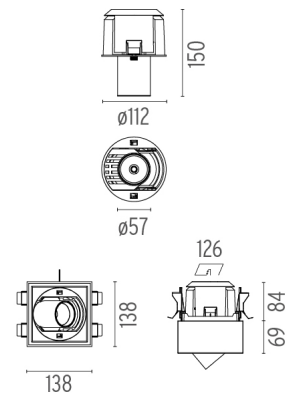


Johnny 120 Semi-Recessed IL Square High Performance – Housing

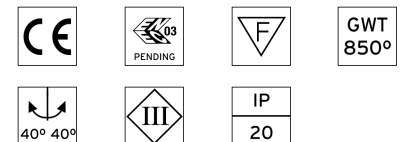
designed by FLOS Architectural

Recessed luminaire with LED light source. Power supply not included. One driver is needed per each light source.

- 03.0801.14.Light Source - 1636lm Black
- 08.0506.40.Box White
- 08.0506.CE.Box Concrete
- 08.0506.TK.Box Teak
- 08.0506.14.Box Black
- 03.0801.40.Light Source - 1636lm White



CERTIFICATIONS



Johnny 120 Semi-Recessed IL Square High Performance – Housing . Accessories

Power Supply



60.8536

Constant Current Power Supply for LED. 13-20W

Continuous current power supply of 13-20W, 110/240V - 50/60Hz with power current selected through adjustable 250/350/400/450/500/550/600/700mA 1-10V switch or push dimming. (Johnny 120 with accessories max 450 mA)

Maximum length of 1.5 mm² secondary conductor (m): 10

Maximum length of 2.5 mm² secondary conductor (m): 15



60.8847

Constant Current Power Supply for LED. 10-20W

Continuous current power supply of 10-20W, 110/240V - 50/60Hz with power current selected through adjustable 250/350/400/450/500/ 550/600/700 mA Dali switch. (Johnny 120 with accessories max 450 mA)

Maximum length of 1.5 mm² secondary conductor (m): 10

Maximum length of 2.5 mm² secondary conductor (m): 15




60.9073

Continuous current power supply of 13-42W (Johnny 120 with accessories max 450 mA)

Continuous current power supply of 13-42W, 220/240V - 50/60Hz with power current selected through adjustable 300/350/400/450/500/550/600/650/700/750/800/850/900/950/1000/1050 mA.

Maximum length of 1.5 mm² secondary conductor (m): 10

Maximum length of 2.5 mm² secondary conductor (m): 15



Johnny 120 Semi-Recessed IL Square High Performance – Housing

designed by FLOS Architectural

Recessed luminaire with LED light source. Power supply not included. One driver is needed per each light source.

- 03.0801.14.Light Source - 1636lm Black
- 08.0506.40.Box White
- 08.0506.CE.Box Concrete
- 08.0506.TK.Box Teak
- 08.0506.14.Box Black
- 03.0801.40.Light Source - 1636lm White



60.9268

Constant Current Power Supply for LED. 18W (Johnny 120 with accessories max 450 mA)

Continuous current power supply of 18W, 220/240V - 50/60Hz with 450 mA supply voltage push dimming.

Maximum length of 1.5 mm² secondary conductor (m): 15

Maximum length of 2.5 mm² secondary conductor (m): 15



60.8650

Constant Current Power Supply for LED. 20W / 500 mA (Johnny 120 without accessories)

Non dimmable continuous current power supply 220/240V - 50/60Hz. (110V = 12W)

Maximum length of 1.5 mm² secondary conductor (m): 50

Maximum length of 2.5 mm² secondary conductor (m): 50



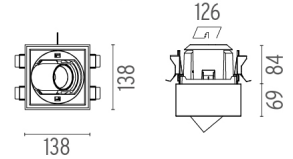
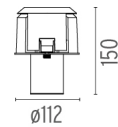
60.8534

Constant Current Power Supply for LED. 32W (Johnny 120 without accessories)

Continuous current power supply of 32W, 230/240V - 50/60Hz with power current selected through adjustable 350/500/700 mA switch by trailing and leading edge dimming or push dimming.

Maximum length of 1.5 mm² secondary conductor (m): 10

Maximum length of 2.5 mm² secondary conductor (m): 15



CERTIFICATIONS



Johnny 120 Semi-Recessed IL Square High Performance – Housing . Lamps



LED Array

Lamp category:


LED

Socket:

Special base

Lamp type:

LED Array

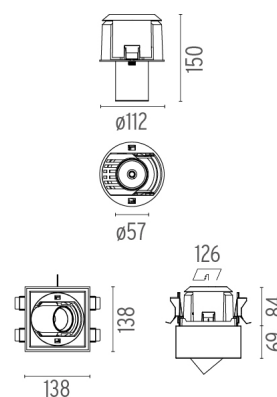


Johnny 120 Semi-Recessed IL Square High Performance – Housing

designed by FLOS Architectural

Recessed luminaire with LED light source. Power supply not included. One driver is needed per each light source.

- 03.0801.14.Light Source - 1636lm Black
- 08.0506.40.Box White
- 08.0506.CE.Box Concrete
- 08.0506.TK.Box Teak
- 08.0506.14.Box Black
- 03.0801.40.Light Source - 1636lm White



CERTIFICATIONS

