

JOHNNY 80 SEMI-RECESSED 2L SQUARE

Number of heads	2
Mounting	Ceiling recessed
Lamps description	Power LED 6,2W 560 lm 2700K CRI 90
Luminaire luminous flux	Extreme Cut-off. See reference number
Environment	Indoor
Notes	Accessories included (honeycomb and screening crosspiece).

OPTICAL

Aiming	Adjustable
Light distribution symmetry	Symmetric
Beam angle	31° Flood

ELECTRICAL

Transformer availability	Separate item
Transformer mounting	Remote
Transformer type	Electronic, Electronic dimmable, Electronic dimmable I-10V, Electronic dimmable dali
Emergency	Without
Insulation class	Class III

PHYSICAL

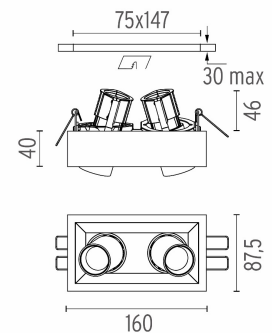
Recessed depth (mm)	105
Construction material	Aluminium
Weight (kg)	0,65



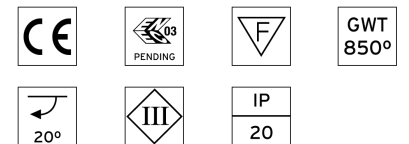
Johnny 80 Semi-Recessed 2L Square
designed by FLOS Architectural

Semi-recessed luminaire for LED light source. Power supply not included.

● 03.0735.40 - 2x285lm	White
● 03.0735.CE - 2x285lm	Concrete
● 03.0735.TK - 2x285lm	Teak
● 03.0735.14 - 2x285lm	Black



CERTIFICATIONS



Johnny 80 Semi-Recessed 2L Square . Accessories

Power Supply



60.8534

Constant Current Power Supply for LED. 32W

Continuous current power supply of 32W, 230/240V - 50/60Hz with power current selected through adjustable 350/500/700 mA switch by trailing and leading edge dimming or push dimming.

Maximum length of 1.5 mm² secondary conductor (m): 10

Maximum length of 2.5 mm² secondary conductor (m): 15



60.8533

Constant Current Power Supply for LED. 25W

Continuous current power supply of 25W, 120-240V - 50/60Hz with power current selected through adjustable 350/500/700mA 1-10V switch or push dimming.

Maximum length of 1.5 mm² secondary conductor (m): 10

Maximum length of 2.5 mm² secondary conductor (m): 15



60.8847

Constant Current Power Supply for LED. 10-20W

Continuous current power supply of 10-20W, 110/240V - 50/60Hz with power current selected through adjustable 250/350/400/450/500/ 550/600/700 mA Dali switch. (Johnny 120 with accessories max 450 mA)

Maximum length of 1.5 mm² secondary conductor (m): 10

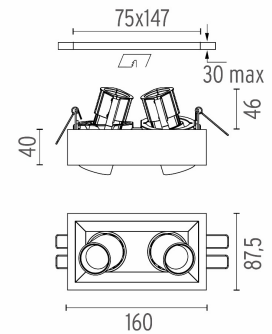
Maximum length of 2.5 mm² secondary conductor (m): 15



Johnny 80 Semi-Recessed 2L Square designed by FLOS Architectural

Semi-recessed luminaire for LED light source. Power supply not included.

03.0735.40 - 2x285lm	White
03.0735.CE - 2x285lm	Concrete
03.0735.TK - 2x285lm	Teak
03.0735.14 - 2x285lm	Black



60.8880

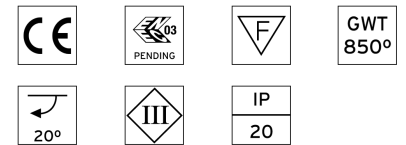
Constant Current Power Supply for LED. 6W-100/14W-240V

Continuous current power supply of 6W, 100V / 14W, 240V - 50/60Hz with 500 mA supply voltage.

Maximum length of 1.5 mm² secondary conductor (m): 50

Maximum length of 2.5 mm² secondary conductor (m): 50

CERTIFICATIONS



Johnny 80 Semi-Recessed 2L Square . Lamps



Power LED

Lamp category:
LED

Socket:
Special base

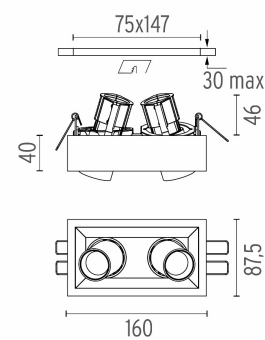
Lamp type:
Power LED



Johnny 80 Semi-Recessed 2L Square
designed by FLOS Architectural

Semi-recessed luminaire for LED light source. Power supply not included.

- 03.0735.40 - 2x285lm White
- 03.0735.CE - 2x285lm Concrete
- 03.0735.TK - 2x285lm Teak
- 03.0735.14 - 2x285lm Black



CERTIFICATIONS

