

## JOHNNY 80 SEMI-RECESSED 2L SQUARE

<b>Number of heads</b>	2
<b>Mounting</b>	Ceiling recessed
<b>Lamps description</b>	Power LED 6,2W 600 lm 3000K CRI 90
<b>Luminaire luminous flux</b>	Extreme Cut-off. See reference number
<b>Environment</b>	Indoor
<b>Notes</b>	Accessories included (honeycomb and screening crosspiece).

### OPTICAL

<b>Aiming</b>	Adjustable
<b>Light distribution symmetry</b>	Symmetric
<b>Beam angle</b>	21° Medium

### ELECTRICAL

<b>Transformer availability</b>	Separate item
<b>Transformer mounting</b>	Remote
<b>Transformer type</b>	Electronic, Electronic dimmable, Electronic dimmable I-10V, Electronic dimmable dali
<b>Emergency</b>	Without
<b>Insulation class</b>	Class III

### PHYSICAL

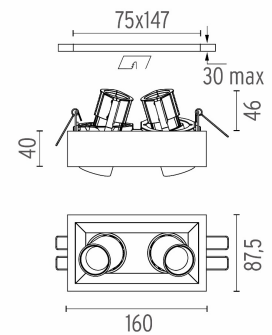
<b>Recessed depth (mm)</b>	105
<b>Construction material</b>	Aluminium
<b>Weight (kg)</b>	0,65



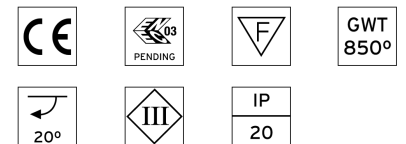
**Johnny 80 Semi-Recessed 2L Square**  
designed by FLOS Architectural

Semi-recessed luminaire for LED light source. Power supply not included.

● 03.0732.40 - 2x353lm	White
● 03.0732.CE - 2x353lm	Concrete
● 03.0732.TK - 2x353lm	Teak
● 03.0732.14 - 2x353lm	Black



### CERTIFICATIONS



## Johnny 80 Semi-Recessed 2L Square . Accessories

### Power Supply



60.8534

#### Constant Current Power Supply for LED. 32W

Continuous current power supply of 32W, 230/240V - 50/60Hz with power current selected through adjustable 350/500/700 mA switch by trailing and leading edge dimming or push dimming.

Maximum length of 1.5 mm<sup>2</sup> secondary conductor (m): 10

Maximum length of 2.5 mm<sup>2</sup> secondary conductor (m): 15



60.8533

#### Constant Current Power Supply for LED. 25W

Continuous current power supply of 25W, 120-240V - 50/60Hz with power current selected through adjustable 350/500/700mA 1-10V switch or push dimming.

Maximum length of 1.5 mm<sup>2</sup> secondary conductor (m): 10

Maximum length of 2.5 mm<sup>2</sup> secondary conductor (m): 15



60.8847

#### Constant Current Power Supply for LED. 10-20W

Continuous current power supply of 10-20W, 110/240V - 50/60Hz with power current selected through adjustable 250/350/400/450/500/ 550/600/700 mA Dali switch. (Johnny 120 with accessories max 450 mA)

Maximum length of 1.5 mm<sup>2</sup> secondary conductor (m): 10

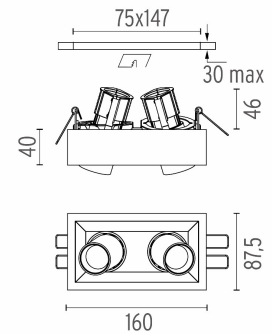
Maximum length of 2.5 mm<sup>2</sup> secondary conductor (m): 15



Johnny 80 Semi-Recessed 2L Square designed by FLOS Architectural

Semi-recessed luminaire for LED light source. Power supply not included.

03.0732.40 - 2x353lm	White
03.0732.CE - 2x353lm	Concrete
03.0732.TK - 2x353lm	Teak
03.0732.14 - 2x353lm	Black



60.8880

#### Constant Current Power Supply for LED. 6W-100/14W-240V

Continuous current power supply of 6W, 100V / 14W, 240V - 50/60Hz with 500 mA supply voltage.

Maximum length of 1.5 mm<sup>2</sup> secondary conductor (m): 50

Maximum length of 2.5 mm<sup>2</sup> secondary conductor (m): 50

### CERTIFICATIONS



## Johnny 80 Semi-Recessed 2L Square . Lamps




**Power LED**

**Lamp category:**  
LED

**Socket:**  
Special base

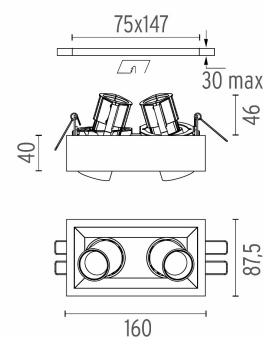
**Lamp type:**  
Power LED



**Johnny 80 Semi-Recessed 2L Square**  
designed by FLOS Architectural

Semi-recessed luminaire for LED light source. Power supply not included.

- 03.0732.40 - 2x353lm White
- 03.0732.CE - 2x353lm Concrete
- 03.0732.TK - 2x353lm Teak
- 03.0732.14 - 2x353lm Black



### CERTIFICATIONS

