

I

**ATTENZIONE:** LA SICUREZZA DELL'APPARECCHIO È GARANTITA SOLO CON L'USO APPROPRIATO DELLE SEGUENTI ISTRUZIONI. CONSERVARLE CON CURA.

#### AVVERTENZE

Prima di eseguire qualsiasi tipo di operazione togliere la tensione in rete.  
Fare attenzione a non superare il Max di watt indicati per l'apparecchio.  
Nel caso il vetro di protezione sia danneggiato consultare il costruttore o personale qualificato  
Mai coprire l'apparecchio durante l'impiego.  
Per la pulizia dei vetri si raccomanda di non usare mai abrasivi o solventi.  
Se il cavo flessibile esterno di questo apparecchio viene danneggiato, deve essere sostituito dal costruttore o dal suo servizio di assistenza, o da personale qualificato equivalente, al fine di evitare pericoli.

Potenza massima della lampada. 1x120W  
1x30W\*

Frequenza nominale. 50/60 Hz

Attacco lampada. E27


Tipo lampada. \*

Apparecchio classe I.

Classe di protezione. IP65

Adatto al montaggio su superfici normalmente infiammabili.

L'apparecchio deve essere usato solo se completo dello schermo di protezione.

Distanza minima: tra lampadina e oggetti illuminati, tra lampadina e parete/soffitto. 

GB

**ATTENTION:** THE SAFETY OF THE APPLIANCE IS GUARANTEED ONLY IF IT IS PROPERLY USED, ACCORDING TO THE FOLLOWING INSTRUCTIONS, WHICH ARE TO BE KEPT.


#### WARNING

Always disconnect the power supply before installing or performing any maintenance operations.  
Make attention of not exceeding the maximum watt indicated on the appliance.  
Consult the manufacturer or a similar qualified person in the event the cover glass is damaged.  
Never cover the appliance while in function.  
For cleaning the glass do not use any abrasive or solvent materials.  
If the external flexible cable or cord of this luminaire is damaged, it shall be exclusively replaced by the manufacturer or his service agent or a similar qualified person in order to avoid a hazard.

Capacity of bulb. 1x120W  
1x30W\*

Rated frequency. 50/60 Hz

Type of lampholder. E27


Type of bulb. \*

Appliance in class I.

Protection class. IP65

Adaptable for mounting onto surfaces normally inflammable.

The appliance must be used single if complete of the protection screen.

Minimum distance: between bulb and lighted objects, between bulb and wall/ceiling. 

D

**ACHTUNG:** DIE SICHERHEIT DIESES BELEUCHTUNGSKÖRPERS WIRD NUR DURCH DIE KORREKTE ANWENDUNG DER NACHSTEHENDEN ANWEISUNGEN GEWÄHRLEISTET. DIESE ÜSSEN DAHER SORGFÄLTIG AUFBEWAHRT VERDEN.

#### WICHTIGE HINWEISE

Achten Sie darauf, daß die auf dem Beleuchtungskörper angegebene maximale Wattzahl nicht überschritten wird.  
Bevor irgendwelche Arbeitsgänge ausgeführt werden, muß die Stromversorgung unterbrochen.  
Consult the manufacturer or a similar qualified person in the event the cover glass is damaged.  
Den Beleuchtungskörper während dem Betrieb nicht abdecken.  
Zur Reinigung der Gläser dürfen keine Scheuer- bzw. Lösungsmittel verwendet werden.  
If the external flexible cable or cord of this luminaire is damaged, it shall be exclusively replaced by the manufacturer or his service agent or a similar qualified person in order to avoid a hazard.

Leistung der Gluehbirne. 1x120W  
1x30W\*

Rated frequency. 50/60 Hz

Anschluss. E27


Typ der Gluehbirne. \*

Gerät der Klasse I.

Schutzklasse. IP65

Das Gerät eignet sich fuer die Montage auf normal entflammaren Oberflaechen.

The appliance must be used single if complete of the protection screen.

Minimum distance: between bulb and lighted objects, between bulb and wall/ceiling. 

RU

**ВНИМАНИЕ:** БЕЗОПАСНОСТЬ ОСВЕТИТЕЛЬНОГО ПРИБОРА ГАРАНТИРОВАНА ТОЛЬКО ПРИ УСЛОВИИ ЕГО ЭКСПЛУАТАЦИИ В СООТВЕТСТВИИ С ПРИВЕДЕННЫМИ НИЖЕ ИНСТРУКЦИЯМИ, КОТОРЫЕ НЕОБХОДИМО СОХРАНИТЬ.


#### ВНИМАНИЕ:

Осветительный прибор не может быть использован во влажных помещениях или на улице.  
Перед выполнением любой операции с осветительным прибором отключить напряжение в сети.  
Не превышать максимально допустимую мощность, указанную для данного осветительного прибора.  
Никогда не накрывать осветительный прибор в рабочем режиме.  
Рекомендуется никогда не чистить стекло при употреблении абразивных веществ или растворителей.  
Для того чтобы избежать опасностей в случае повреждения наружного гибкого кабеля, этот элемент должен заменить только строитель, или послепродажное обслуживание – или квалифицированный персонал.

Максимальная мощность лампочки. 1x120W  
1x30W\*

Номинальная частота. 50/60 Hz

Тип цоколя лампочки. E27


Тип лампочки. \*

Осветительный прибор КЛАССА I.

Класс защиты. IP65

пригодный для установки на возгораемых поверхностях.

The appliance must be used single if complete of the protection screen.

Минимальное расстояние: между лампочкой и освещёнными вещами, между лампочкой и стеной / потолком. 

F

**ATTENTION:** LA SECURITE DE CET APPAREIL N'EST GARANTIE QUE SI L'ON RESPECTE LES INSTRUCTIONS SUIVANTES. IL EST, PAR CONSEQUENT, INDISPENSABLE DE LES CONSERVER SOIGNEUSEMENT.


#### AVERTISSEMENTS

Consult the manufacturer or a similar qualified person in the event the cover glass is damaged.  
Avant d'effectuer toute opération, débrancher la tension de réseau.  
Veiller à ne pas dépasser la limite maximale des watts indiquée sur l'appareil.  
Ne jamais couvrir l'appareil pendant son fonctionnement.  
Ne jamais utiliser des abrasifs ou des solvants pour le nettoyage des parties en verre.  
Si vient endommagé le cable électrique flexible, il doit être remplacé par le constructeur ou par des techniciens qualifiés et compétents pour éviter tout danger.

Puissance ampoule. 1x120W  
1x30W\*

Fréquence assignée. 50/60 Hz

Culot. E27


Type ampoule. \*

Appareil de classe I.

Classe de protection. IP65

Appareil apte au montage sur surfaces normalement inflammables

The appliance must be used single if complete of the protection screen.

Distance minime: entre ampoule et objets éclairés, entre ampoule et mur/plafond. 

P

**ATENÇÃO:** A SEGURANÇA DO APARELHO É GARANTIDA SOMENTE SE FOREM RESPEITADAS AS INSTRUÇÕES. PORTANTO, É NECESSÁRIO CONSERVÁ-LAS.


#### ADVERTÊNCIAS

Consult the manufacturer or a similar qualified person in the event the cover glass is damaged.  
Antes de fazer qualquer tipo de operação, desligar a corrente eléctrica da rede.  
Prestar atenção para não superar o número de watts indicados para o aparelho.  
Nunca cobrir o aparelho durante o funcionamento.  
Para limpeza do vidro não usar materiais abrasivos ou solventes.  
Se os cabos eléctricos externos ou cabos de sustentação estiverem danificados, devem ser trocados exclusivamente pelo fabricante, assistente técnico ou por profissional qualificado com objetivo de evitar danos maiores.

Potência máxima da lâmpada. 1x120W  
1x30W\*

Frequência nominal. 50/60 Hz

Tipo de suporte da lâmpada. E27


Tipo de lâmpada. \*

Aparelho de CLASSE I.

Classe de protecção. IP65

Apropriado para ser montado em superficies normalmente inflamáveis.

The appliance must be used single if complete of the protection screen.

Distância mínima: entre a lâmpada e o objeto iluminado ou entre a lâmpada e o teto ou parede. 

E

**ATENCIÓN:** LA SEGURIDAD DEL APARATO ESTÁ GARANTIZADA SÓLO POR UN USO ADECUADO DE LAS SIGUIENTES INSTRUCCIONES; POR CONSIGUIENTE, ES PRECISO CONSERVARLAS.


#### ADVERTENCIAS

No cubrir jamás el aparato durante el funcionamiento.  
Antes de llevar a cabo cualquier tipo de operación, desconectar la tensión de la red.  
Prestar atención a no superar el máximo de los vatios indicados en el aparato.  
Consult the manufacturer or a similar qualified person in the event the cover glass is damaged.  
Para limpiar el cristal no utilice ningún abrasivo o solvente.  
En caso de que el cable exterior flexible se dane, debe ser cambiado por el fabricante o su servicio de asistencia o personas cualificadas a fin de evitar peligros.

Potencia máxima de la bombilla. 1x120W  
1x30W\*

Frecuencia nominal. 50/60 Hz

Casquillo de la bombilla. E27


Tipo de bombilla. \*

Aparato CLASE I.

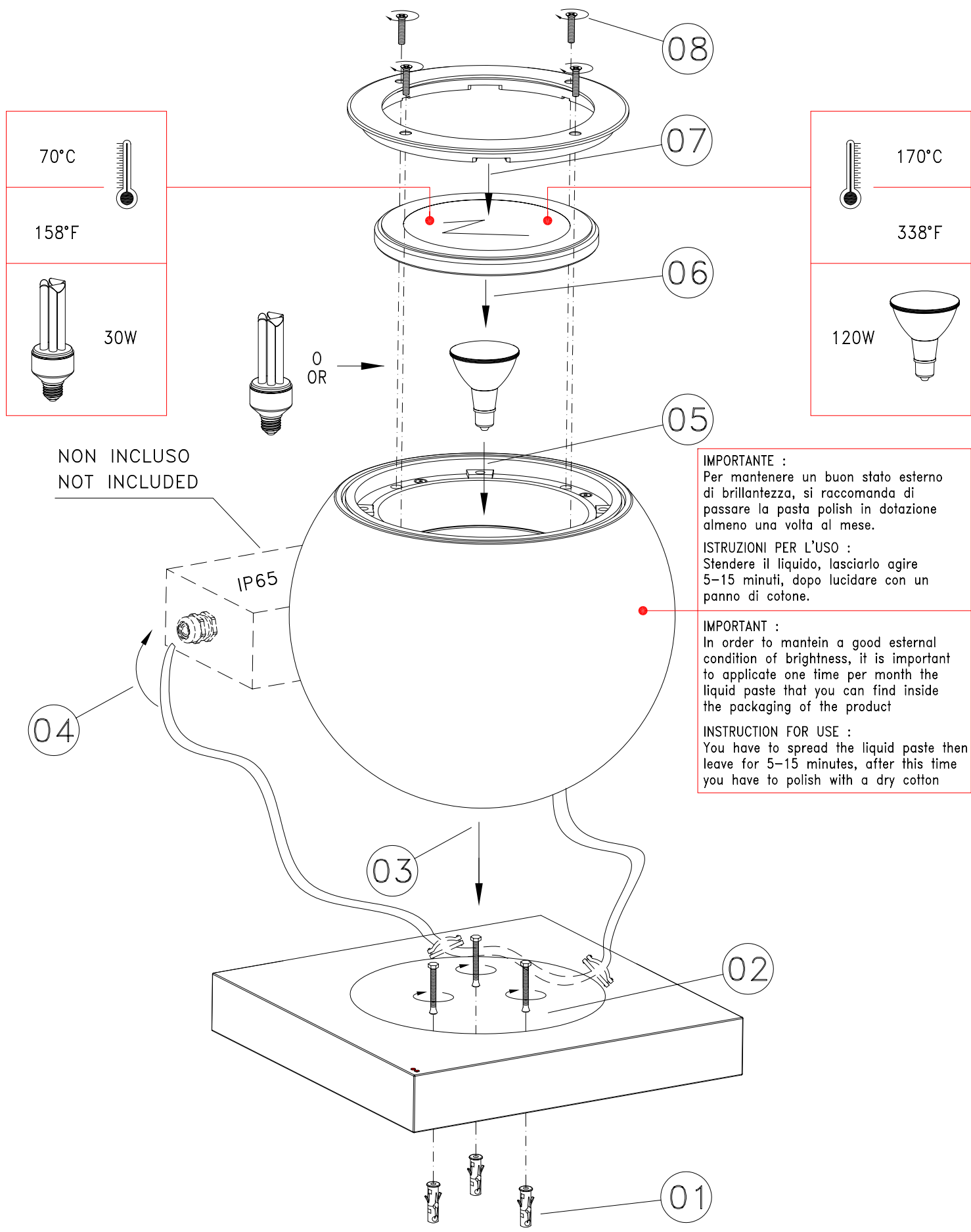
Clase de protección. IP65

Aparato adecuado para el montaje en superficies normalmente inflamables.

The appliance must be used single if complete of the protection screen.

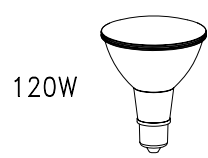
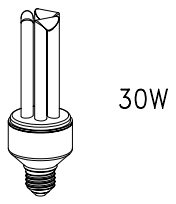
Distancia mínima: entre bombilla y objetos encendidos, entre bombilla y pared/techo. 

- Procedere al montaggio seguendo le operazioni in ordine numerico progressivo.
- Proceed with assembling following the operations in progressive numerical order.
- Arbeitsgange in numerischer Ordnung ausführen, um das Gerät zu installieren.
- Il faut procéder a le montage exècutant les operatoins par l'ordre numerique progressif.



70°C  
158°F

170°C  
338°F



NON INCLUSO  
NOT INCLUDED

IP65

**IMPORTANTE :**  
Per mantenere un buon stato esterno di brillantezza, si raccomanda di passare la pasta polish in dotazione almeno una volta al mese.  
**ISTRUZIONI PER L'USO :**  
Stendere il liquido, lasciarlo agire 5-15 minuti, dopo lucidare con un panno di cotone.

**IMPORTANT :**  
In order to mantein a good esternal condition of brightness, it is important to applicate one time per month the liquid paste that you can find inside the packaging of the product  
**INSTRUCTION FOR USE :**  
You have to spread the liquid paste then leave for 5-15 minutes, after this time you have to polish with a dry cotton