


LEDLiner40 Down / Ready-To-Go

Technical Datasheet

DOXIS
LIGHTING FACTORY



General specs	
Type	Recessed / Trimless
Material	Profile: Aluminium Cover: Acrylate (PMMA)
Lightsource	Philips Fortimo LED modules
Dimmable	Non dim / 1-10V dim / Touch&DALI dim
Weight	Average weight of equipped profile: 3.00kg/m
Cover	Opal (Prismatic cover is NOT AVAILABLE for LEDLiner40)

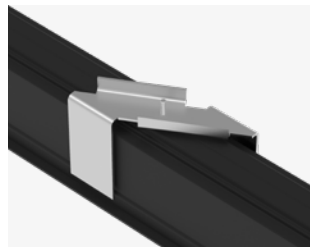
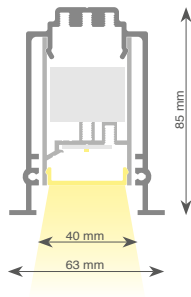
IP20 RoHS CE

Information

Rectangle aluminium extruded profile 63/56x85mm in recessed and trimless version. Strong attention is given to thermal management (reduction of heat) and equal light distribution. LEDLiner40 offers the latest and best performing LED lighting technology using Philips LED Lines.

Mounting Methods


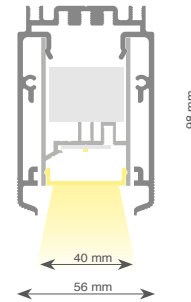
Recessed



Included

- Carrier Profile
- Inner profile
- End Caps
- LED Modules
- PC Cover down
- Recessed brackets

Trimless



Included

- Carrier Profile
- Inner profile
- End Caps
- LED Modules
- PC Cover down
- Trimless brackets

Available colors

Standard

Optional

 01 White Matt Text.	 03 Black Matt Text.	 15 Corten	 16 Gold Matt
 18 Grey 9006 Matt Text.	 24 Old Matt Copper	 25 Smoked Brown	
	 07 Anthracite Matt Text.	Other colors on request.	

Covers

Standard



Opal cover (standard)
R4000.00.000.xx.00

Prismatic cover is NOT AVAILABLE for LEDLiner40.

Article number composition

MM = Mounting method
RE: Down - Recessed
TR: Down - Trimless

R40 = Ready To Go LEDLiner40

Available colors

Matt White Texture R3500.00.000.**01.00**
Matt Black Texture R3500.00.000.**03.00**
Matt Grey 9006 Text. R3500.00.000.**18.00**
Matt Anthracite Text. R3500.00.000.**07.00**
Other colors on request.

xx = Color Code

R40MM.DM.CCC.xx-00

DM = Dim method
24: Non dimmable
25: 1-10V dimmable
26: Touch & DALI dim.

CCC = CRI + CCT

830: Ra80 - 3000K
840: Ra80 - 4000K
927: Ra90 - 2700K (Only available in limited lengths)
930: Ra90 - 3000K
940: Ra90 - 4000K

Size (Doxis reference)

LEDLiner40 Down - Ready To Go - 3000K Ra80

Article nr.	CCT - CRI	Length Total**	Lengths Individual**	Lum. Flux LED Module*	Power LED Module
R40MM.DM.830.xx.06	3000K - Ra80	879 mm	-	3132 lm	18.6 W
R40MM.DM.830.xx.07	3000K - Ra80	1021 mm	-	3654 lm	21.7 W
R40MM.DM.830.xx.08	3000K - Ra80	1159 mm	-	4176 lm	24.8 W
R40MM.DM.830.xx.09	3000K - Ra80	1301 mm	-	4698 lm	27.9 W
R40MM.DM.830.xx.10	3000K - Ra80	1441 mm	-	5220 lm	31 W
R40MM.DM.830.xx.11	3000K - Ra80	1583 mm	-	5742 lm	34.1 W
R40MM.DM.830.xx.12	3000K - Ra80	1721 mm	-	6264 lm	37.2 W
R40MM.DM.830.xx.13	3000K - Ra80	1863 mm	-	6786 lm	40.3 W
R40MM.DM.830.xx.14	3000K - Ra80	2002 mm	-	7308 lm	43.4 W
R40MM.DM.830.xx.15	3000K - Ra80	2144 mm	-	7830 lm	46.5 W
R40MM.DM.830.xx.16	3000K - Ra80	2282 mm	-	8352 lm	49.6 W
R40MM.DM.830.xx.17	3000K - Ra80	2424 mm	-	8874 lm	52.7 W
R40MM.DM.830.xx.18	3000K - Ra80	2564 mm	-	9396 lm	55.8 W
R40MM.DM.830.xx.19	3000K - Ra80	2706 mm	-	9918 lm	58.9 W
R40MM.DM.830.xx.20	3000K - Ra80	2844 mm	-	10440 lm	62 W
R40MM.DM.830.xx.21	3000K - Ra80	2986 mm	-	10962 lm	65.1 W
R40MM.DM.830.xx.22	3000K - Ra80	3125 mm	-	11484 lm	68.2 W
R40MM.DM.830.xx.23	3000K - Ra80	3267 mm	-	12006 lm	71.3 W
R40MM.DM.830.xx.24	3000K - Ra80	3405 mm	-	12528 lm	74.4 W
R40MM.DM.830.xx.25	3000K - Ra80	3548 mm	1701 + 1843 mm	13050 lm	77.5 W
R40MM.DM.830.xx.26	3000K - Ra80	3687 mm	1701 + 1982 mm	13572 lm	80.6 W
R40MM.DM.830.xx.27	3000K - Ra80	3829 mm	1843 + 1982 mm	14094 lm	83.7 W
R40MM.DM.830.xx.28	3000K - Ra80	3968 mm	1982 + 1982 mm	14616 lm	86.8 W
R40MM.DM.830.xx.29	3000K - Ra80	4110 mm	1982 + 2125 mm	15138 lm	89.9 W
R40MM.DM.830.xx.30	3000K - Ra80	4248 mm	1982 + 2262 mm	15660 lm	93 W
R40MM.DM.830.xx.31	3000K - Ra80	4390 mm	2125 + 2262 mm	16182 lm	96.1 W
R40MM.DM.830.xx.32	3000K - Ra80	4528 mm	2262 + 2262 mm	16704 lm	99.2 W
R40MM.DM.830.xx.33	3000K - Ra80	4670 mm	2262 + 2405 mm	17226 lm	102.3 W
R40MM.DM.830.xx.34	3000K - Ra80	4810 mm	2262 + 2544 mm	17748 lm	105.4 W
R40MM.DM.830.xx.35	3000K - Ra80	4952 mm	2405 + 2544 mm	18270 lm	108.5 W
R40MM.DM.830.xx.36	3000K - Ra80	5091 mm	2544 + 2544 mm	18792 lm	111.6 W
R40MM.DM.830.xx.37	3000K - Ra80	5233 mm	2544 + 2686 mm	19314 lm	114.7 W
R40MM.DM.830.xx.38	3000K - Ra80	5371 mm	2544 + 2824 mm	19836 lm	117.8 W
R40MM.DM.830.xx.39	3000K - Ra80	5513 mm	2544 + 2966 mm	20358 lm	120.9 W
R40MM.DM.830.xx.40	3000K - Ra80	5653 mm	2544 + 3105 mm	20880 lm	124 W
R40MM.DM.830.xx.41	3000K - Ra80	5795 mm	2544 + 3248 mm	21402 lm	127.1 W
R40MM.DM.830.xx.42	3000K - Ra80	5933 mm	2824 + 3105 mm	21924 lm	130.2 W
R40MM.DM.830.xx.43	3000K - Ra80	6075 mm	2966 + 3105 mm	22446 lm	133.3 W
R40MM.DM.830.xx.44	3000K - Ra80	6214 mm	3105 + 3105 mm	22968 lm	136.4 W
R40MM.DM.830.xx.45	3000K - Ra80	6356 mm	3105 + 3248 mm	23490 lm	139.5 W
R40MM.DM.830.xx.46	3000K - Ra80	6494 mm	3105 + 3385 mm	24012 lm	142.6 W
R40MM.DM.830.xx.47	3000K - Ra80	6636 mm	3248 + 3385 mm	24534 lm	145.7 W
R40MM.DM.830.xx.48	3000K - Ra80	6774 mm	3385 + 3385 mm	25056 lm	148.8 W

General specs

	LED Module
Efficacy 3000K - Ra80	168.4lm/W
Efficacy 4000K - Ra80	177.4lm/W
Efficacy 2700K - Ra90	131.8lm/W
Efficacy 3000K - Ra90	134lm/W
Efficacy 4000K - Ra90	141.1lm/W
Color consistency	SDCM 3
Photobiological safety	Risk Group 1
Power factor	0.9

Lumen Maintenance

L70	B50	>70000 hrs
	B20	>70000 hrs
	B10	>70000 hrs
L80	B50	>70000 hrs
	B20	65000 hrs
	B10	60000 hrs
L90	B50	35000 hrs
	B20	35000 hrs
	B10	30000 hrs

* Depending on the finish a luminous flux decrease up to 18% is possible relative to the luminous flux when opting for standard matt white texture powdercoated profiles.

** The max. length of a single piece of profile is 3405mm. Ready to go-profiles with a length higher than 3405mm consist of 2 individual piece connected with a 180° mechanical connector
Total length is the length with end caps included, individual lengths are lengths with the end cap excluded.

LEDLiner40 Down - Ready To Go - 4000K Ra80

Article nr.	CCT - CRI	Length Total**	Lengths Individual**	Lum. Flux LED Module*	Power LED Module
R40MM.DM.840.xx.06	4000K - Ra80	879 mm	-	2x 3300 lm	2x 18.6 W
R40MM.DM.840.xx.07	4000K - Ra80	1021 mm	-	3850 lm	21.7 W
R40MM.DM.840.xx.08	4000K - Ra80	1159 mm	-	4400 lm	24.8 W
R40MM.DM.840.xx.09	4000K - Ra80	1301 mm	-	4950 lm	27.9 W
R40MM.DM.840.xx.10	4000K - Ra80	1441 mm	-	5500 lm	31 W
R40MM.DM.840.xx.11	4000K - Ra80	1583 mm	-	6050 lm	34.1 W
R40MM.DM.840.xx.12	4000K - Ra80	1721 mm	-	6600 lm	37.2 W
R40MM.DM.840.xx.13	4000K - Ra80	1863 mm	-	7150 lm	40.3 W
R40MM.DM.840.xx.14	4000K - Ra80	2002 mm	-	7700 lm	43.4 W
R40MM.DM.840.xx.15	4000K - Ra80	2144 mm	-	8250 lm	46.5 W
R40MM.DM.840.xx.16	4000K - Ra80	2282 mm	-	8800 lm	49.6 W
R40MM.DM.840.xx.17	4000K - Ra80	2424 mm	-	9350 lm	52.7 W
R40MM.DM.840.xx.18	4000K - Ra80	2564 mm	-	9900 lm	55.8 W
R40MM.DM.840.xx.19	4000K - Ra80	2706 mm	-	10450 lm	58.9 W
R40MM.DM.840.xx.20	4000K - Ra80	2844 mm	-	11000 lm	62 W
R40MM.DM.840.xx.21	4000K - Ra80	2986 mm	-	11550 lm	65.1 W
R40MM.DM.840.xx.22	4000K - Ra80	3125 mm	-	12100 lm	68.2 W
R40MM.DM.840.xx.23	4000K - Ra80	3267 mm	-	12650 lm	71.3 W
R40MM.DM.840.xx.24	4000K - Ra80	3405 mm	-	13200 lm	74.4 W
R40MM.DM.840.xx.25	4000K - Ra80	3548 mm	1701 + 1843 mm	13750 lm	77.5 W
R40MM.DM.840.xx.26	4000K - Ra80	3687 mm	1701 + 1982 mm	14300 lm	80.6 W
R40MM.DM.840.xx.27	4000K - Ra80	3829 mm	1843 + 1982 mm	14850 lm	83.7 W
R40MM.DM.840.xx.28	4000K - Ra80	3968 mm	1982 + 1982 mm	15400 lm	86.8 W
R40MM.DM.840.xx.29	4000K - Ra80	4110 mm	1982 + 2125 mm	15950 lm	89.9 W
R40MM.DM.840.xx.30	4000K - Ra80	4248 mm	1982 + 2262 mm	16500 lm	93 W
R40MM.DM.840.xx.31	4000K - Ra80	4390 mm	2125 + 2262 mm	17050 lm	96.1 W
R40MM.DM.840.xx.32	4000K - Ra80	4528 mm	2262 + 2262 mm	17600 lm	99.2 W
R40MM.DM.840.xx.33	4000K - Ra80	4670 mm	2262 + 2405 mm	18150 lm	102.3 W
R40MM.DM.840.xx.34	4000K - Ra80	4810 mm	2262 + 2544 mm	18700 lm	105.4 W
R40MM.DM.840.xx.35	4000K - Ra80	4952 mm	2405 + 2544 mm	19250 lm	108.5 W
R40MM.DM.840.xx.36	4000K - Ra80	5091 mm	2544 + 2544 mm	19800 lm	111.6 W
R40MM.DM.840.xx.37	4000K - Ra80	5233 mm	2544 + 2686 mm	20350 lm	114.7 W
R40MM.DM.840.xx.38	4000K - Ra80	5371 mm	2544 + 2824 mm	20900 lm	117.8 W
R40MM.DM.840.xx.39	4000K - Ra80	5513 mm	2544 + 2966 mm	21450 lm	120.9 W
R40MM.DM.840.xx.40	4000K - Ra80	5653 mm	2544 + 3105 mm	22000 lm	124 W
R40MM.DM.840.xx.41	4000K - Ra80	5795 mm	2544 + 3248 mm	22550 lm	127.1 W
R40MM.DM.840.xx.42	4000K - Ra80	5933 mm	2824 + 3105 mm	23100 lm	130.2 W
R40MM.DM.840.xx.43	4000K - Ra80	6075 mm	2966 + 3105 mm	23650 lm	133.3 W
R40MM.DM.840.xx.44	4000K - Ra80	6214 mm	3105 + 3105 mm	24200 lm	136.4 W
R40MM.DM.840.xx.45	4000K - Ra80	6356 mm	3105 + 3248 mm	24750 lm	139.5 W
R40MM.DM.840.xx.46	4000K - Ra80	6494 mm	3105 + 3385 mm	25300 lm	142.6 W
R40MM.DM.840.xx.47	4000K - Ra80	6636 mm	3248 + 3385 mm	25850 lm	145.7 W
R40MM.DM.840.xx.48	4000K - Ra80	6774 mm	3385 + 3385 mm	26400 lm	148.8 W

General specs

	LED Module
Efficacy 3000K - Ra80	168.4lm/W
Efficacy 4000K - Ra80	177.4lm/W
Efficacy 2700K - Ra90	131.8lm/W
Efficacy 3000K - Ra90	134lm/W
Efficacy 4000K - Ra90	141.1lm/W
Color consistency	SDCM 3
Photobiological safety	Risk Group 1
Power factor	0.9

Lumen Maintenance

L70	B50	>70000 hrs
	B20	>70000 hrs
	B10	>70000 hrs
L80	B50	>70000 hrs
	B20	65000 hrs
	B10	60000 hrs
L90	B50	35000 hrs
	B20	35000 hrs
	B10	30000 hrs

LEDLiner40 Down - Ready To Go - 2700K Ra90

Article nr.	CCT - CRI	Length Total**	Lengths Individual**	Lum. Flux LED Module*	Power LED Module
R40MM.DM.927.xx.06	2700K - Ra90	879 mm	-	3084 lm	23.4 W
R40MM.DM.927.xx.08	2700K - Ra90	1159 mm	-	4112 lm	31.2 W
R40MM.DM.927.xx.10	2700K - Ra90	1441 mm	-	5140 lm	39 W
R40MM.DM.927.xx.12	2700K - Ra90	1721 mm	-	6168 lm	46.8 W
R40MM.DM.927.xx.14	2700K - Ra90	2002 mm	-	7196 lm	54.6 W
R40MM.DM.927.xx.16	2700K - Ra90	2282 mm	-	8224 lm	62.4 W
R40MM.DM.927.xx.18	2700K - Ra90	2564 mm	-	9252 lm	70.2 W
R40MM.DM.927.xx.20	2700K - Ra90	2844 mm	-	10280 lm	78 W
R40MM.DM.927.xx.22	2700K - Ra90	3125 mm	-	11308 lm	85.8 W
R40MM.DM.927.xx.24	2700K - Ra90	3405 mm	-	12336 lm	93.6 W
R40MM.DM.927.xx.26	2700K - Ra90	3687 mm	1701 + 1982 mm	13364 lm	101.4 W
R40MM.DM.927.xx.28	2700K - Ra90	3968 mm	1982 + 1982 mm	14392 lm	109.2 W
R40MM.DM.927.xx.30	2700K - Ra90	4248 mm	1982 + 2262 mm	15420 lm	117 W
R40MM.DM.927.xx.32	2700K - Ra90	4528 mm	2262 + 2262 mm	16448 lm	124.8 W
R40MM.DM.927.xx.34	2700K - Ra90	4810 mm	2262 + 2544 mm	17476 lm	132.6 W
R40MM.DM.927.xx.36	2700K - Ra90	5091 mm	2544 + 2544 mm	18504 lm	140.4 W
R40MM.DM.927.xx.38	2700K - Ra90	5371 mm	2544 + 2824 mm	19532 lm	148.2 W
R40MM.DM.927.xx.40	2700K - Ra90	5653 mm	2544 + 3105 mm	20560 lm	156 W
R40MM.DM.927.xx.42	2700K - Ra90	5933 mm	2824 + 3105 mm	21588 lm	163.8 W
R40MM.DM.927.xx.44	2700K - Ra90	6214 mm	3105 + 3105 mm	22616 lm	171.6 W
R40MM.DM.927.xx.46	2700K - Ra90	6494 mm	3105 + 3385 mm	23644 lm	179.4 W
R40MM.DM.927.xx.48	2700K - Ra90	6774 mm	3385 + 3385 mm	24672 lm	187.2 W

General specs		Lumen Maintenance		
	LED Module	L70	B50	>70000 hrs
Efficacy 3000K - Ra80	168.4lm/W		B20	>70000 hrs
Efficacy 4000K - Ra80	177.4lm/W		B10	>70000 hrs
Efficacy 2700K - Ra90	131.8lm/W	L80	B50	>70000 hrs
Efficacy 3000K - Ra90	134lm/W		B20	65000 hrs
Efficacy 4000K - Ra90	141.1lm/W		B10	60000 hrs
Color consistency	SDCM 3	L90	B50	35000 hrs
Photobiological safety	Risk Group 1		B20	35000 hrs
Power factor	0.9		B10	30000 hrs

* Depending on the finish a luminous flux decrease up to 18% is possible relative to the luminous flux when opting for standard matt white texture powdercoated profiles.

** The max. length of a single piece of profile is 3405mm. Ready to go-profiles with a length higher than 3405mm consist of 2 individual piece connected with a 180° mechanical connector
Total length is the length with end caps included, individual lengths are lengths with the end cap excluded.

LEDLiner40 Down - Ready To Go - 3000K Ra90

Article nr.	CCT - CRI	Length Total**	Lengths Individual**	Lum. Flux LED Module*	Power LED Module
R40MM.DM.930.xx.06	3000K - Ra90	879 mm	-	3132 lm	23.4 W
R40MM.DM.930.xx.07	3000K - Ra90	1021 mm	-	3654 lm	27.3 W
R40MM.DM.930.xx.08	3000K - Ra90	1159 mm	-	4176 lm	31.2 W
R40MM.DM.930.xx.09	3000K - Ra90	1301 mm	-	4698 lm	35.1 W
R40MM.DM.930.xx.10	3000K - Ra90	1441 mm	-	5220 lm	39 W
R40MM.DM.930.xx.11	3000K - Ra90	1583 mm	-	5742 lm	42.9 W
R40MM.DM.930.xx.12	3000K - Ra90	1721 mm	-	6264 lm	46.8 W
R40MM.DM.930.xx.13	3000K - Ra90	1863 mm	-	6786 lm	50.7 W
R40MM.DM.930.xx.14	3000K - Ra90	2002 mm	-	7308 lm	54.6 W
R40MM.DM.930.xx.15	3000K - Ra90	2144 mm	-	7830 lm	58.5 W
R40MM.DM.930.xx.16	3000K - Ra90	2282 mm	-	8352 lm	62.4 W
R40MM.DM.930.xx.17	3000K - Ra90	2424 mm	-	8874 lm	66.3 W
R40MM.DM.930.xx.18	3000K - Ra90	2564 mm	-	9396 lm	70.2 W
R40MM.DM.930.xx.19	3000K - Ra90	2706 mm	-	9918 lm	74.1 W
R40MM.DM.930.xx.20	3000K - Ra90	2844 mm	-	10440 lm	78 W
R40MM.DM.930.xx.21	3000K - Ra90	2986 mm	-	10962 lm	81.9 W
R40MM.DM.930.xx.22	3000K - Ra90	3125 mm	-	11484 lm	85.8 W
R40MM.DM.930.xx.23	3000K - Ra90	3267 mm	-	12006 lm	89.7 W
R40MM.DM.930.xx.24	3000K - Ra90	3405 mm	-	12528 lm	93.6 W
R40MM.DM.930.xx.25	3000K - Ra90	3548 mm	1701 + 1843 mm	13050 lm	97.5 W
R40MM.DM.930.xx.26	3000K - Ra90	3687 mm	1701 + 1982 mm	13572 lm	101.4 W
R40MM.DM.930.xx.27	3000K - Ra90	3829 mm	1843 + 1982 mm	14094 lm	105.3 W
R40MM.DM.930.xx.28	3000K - Ra90	3968 mm	1982 + 1982 mm	14616 lm	109.2 W
R40MM.DM.930.xx.29	3000K - Ra90	4110 mm	1982 + 2125 mm	15138 lm	113.1 W
R40MM.DM.930.xx.30	3000K - Ra90	4248 mm	1982 + 2262 mm	15660 lm	117 W
R40MM.DM.930.xx.31	3000K - Ra90	4390 mm	2125 + 2262 mm	16182 lm	120.9 W
R40MM.DM.930.xx.32	3000K - Ra90	4528 mm	2262 + 2262 mm	16704 lm	124.8 W
R40MM.DM.930.xx.33	3000K - Ra90	4670 mm	2262 + 2405 mm	17226 lm	128.7 W
R40MM.DM.930.xx.34	3000K - Ra90	4810 mm	2262 + 2544 mm	17748 lm	132.6 W
R40MM.DM.930.xx.35	3000K - Ra90	4952 mm	2405 + 2544 mm	18270 lm	136.5 W
R40MM.DM.930.xx.36	3000K - Ra90	5091 mm	2544 + 2544 mm	18792 lm	140.4 W
R40MM.DM.930.xx.37	3000K - Ra90	5233 mm	2544 + 2686 mm	19314 lm	144.3 W
R40MM.DM.930.xx.38	3000K - Ra90	5371 mm	2544 + 2824 mm	19836 lm	148.2 W
R40MM.DM.930.xx.39	3000K - Ra90	5513 mm	2544 + 2966 mm	20358 lm	152.1 W
R40MM.DM.930.xx.40	3000K - Ra90	5653 mm	2544 + 3105 mm	20880 lm	156 W
R40MM.DM.930.xx.41	3000K - Ra90	5795 mm	2544 + 3248 mm	21402 lm	159.9 W
R40MM.DM.930.xx.42	3000K - Ra90	5933 mm	2824 + 3105 mm	21924 lm	163.8 W
R40MM.DM.930.xx.43	3000K - Ra90	6075 mm	2966 + 3105 mm	22446 lm	167.7 W
R40MM.DM.930.xx.44	3000K - Ra90	6214 mm	3105 + 3105 mm	22968 lm	171.6 W
R40MM.DM.930.xx.45	3000K - Ra90	6356 mm	3105 + 3248 mm	23490 lm	175.5 W
R40MM.DM.930.xx.46	3000K - Ra90	6494 mm	3105 + 3385 mm	24012 lm	179.4 W
R40MM.DM.930.xx.47	3000K - Ra90	6636 mm	3248 + 3385 mm	24534 lm	183.3 W
R40MM.DM.930.xx.48	3000K - Ra90	6774 mm	3385 + 3385 mm	25056 lm	187.2 W

General specs

	LED Module
Efficacy 3000K - Ra80	168.4lm/W
Efficacy 4000K - Ra80	177.4lm/W
Efficacy 2700K - Ra90	131.8lm/W
Efficacy 3000K - Ra90	134lm/W
Efficacy 4000K - Ra90	141.1lm/W
Color consistency	SDCM 3
Photobiological safety	Risk Group 1
Power factor	0.9

Lumen Maintenance

L70	B50	>70000 hrs
	B20	>70000 hrs
	B10	>70000 hrs
L80	B50	>70000 hrs
	B20	65000 hrs
	B10	60000 hrs
L90	B50	35000 hrs
	B20	35000 hrs
	B10	30000 hrs

LEDLiner40 Down - Ready To Go - 4000K Ra90

Article nr.	CCT - CRI	Length Total**	Lengths Individual**	Lum. Flux LED Module*	Power LED Module
R40MM.DM.940.xx.06	4000K - Ra90	879 mm	-	3300 lm	23.4 W
R40MM.DM.940.xx.07	4000K - Ra90	1021 mm	-	3850 lm	27.3 W
R40MM.DM.940.xx.08	4000K - Ra90	1159 mm	-	4400 lm	31.2 W
R40MM.DM.940.xx.09	4000K - Ra90	1301 mm	-	4950 lm	35.1 W
R40MM.DM.940.xx.10	4000K - Ra90	1441 mm	-	5500 lm	39 W
R40MM.DM.940.xx.11	4000K - Ra90	1583 mm	-	6050 lm	42.9 W
R40MM.DM.940.xx.12	4000K - Ra90	1721 mm	-	6600 lm	46.8 W
R40MM.DM.940.xx.13	4000K - Ra90	1863 mm	-	7150 lm	50.7 W
R40MM.DM.940.xx.14	4000K - Ra90	2002 mm	-	7700 lm	54.6 W
R40MM.DM.940.xx.15	4000K - Ra90	2144 mm	-	8250 lm	58.5 W
R40MM.DM.940.xx.16	4000K - Ra90	2282 mm	-	8800 lm	62.4 W
R40MM.DM.940.xx.17	4000K - Ra90	2424 mm	-	9350 lm	66.3 W
R40MM.DM.940.xx.18	4000K - Ra90	2564 mm	-	9900 lm	70.2 W
R40MM.DM.940.xx.19	4000K - Ra90	2706 mm	-	10450 lm	74.1 W
R40MM.DM.940.xx.20	4000K - Ra90	2844 mm	-	11000 lm	78 W
R40MM.DM.940.xx.21	4000K - Ra90	2986 mm	-	11550 lm	81.9 W
R40MM.DM.940.xx.22	4000K - Ra90	3125 mm	-	12100 lm	85.8 W
R40MM.DM.940.xx.23	4000K - Ra90	3267 mm	-	12650 lm	89.7 W
R40MM.DM.940.xx.24	4000K - Ra90	3405 mm	-	13200 lm	93.6 W
R40MM.DM.940.xx.25	4000K - Ra90	3548 mm	1701 + 1843 mm	13750 lm	97.5 W
R40MM.DM.940.xx.26	4000K - Ra90	3687 mm	1701 + 1982 mm	14300 lm	101.4 W
R40MM.DM.940.xx.27	4000K - Ra90	3829 mm	1843 + 1982 mm	14850 lm	105.3 W
R40MM.DM.940.xx.28	4000K - Ra90	3968 mm	1982 + 1982 mm	15400 lm	109.2 W
R40MM.DM.940.xx.29	4000K - Ra90	4110 mm	1982 + 2125 mm	15950 lm	113.1 W
R40MM.DM.940.xx.30	4000K - Ra90	4248 mm	1982 + 2262 mm	16500 lm	117 W
R40MM.DM.940.xx.31	4000K - Ra90	4390 mm	2125 + 2262 mm	17050 lm	120.9 W
R40MM.DM.940.xx.32	4000K - Ra90	4528 mm	2262 + 2262 mm	17600 lm	124.8 W
R40MM.DM.940.xx.33	4000K - Ra90	4670 mm	2262 + 2405 mm	18150 lm	128.7 W
R40MM.DM.940.xx.34	4000K - Ra90	4810 mm	2262 + 2544 mm	18700 lm	132.6 W
R40MM.DM.940.xx.35	4000K - Ra90	4952 mm	2405 + 2544 mm	19250 lm	136.5 W
R40MM.DM.940.xx.36	4000K - Ra90	5091 mm	2544 + 2544 mm	19800 lm	140.4 W
R40MM.DM.940.xx.37	4000K - Ra90	5233 mm	2544 + 2686 mm	20350 lm	144.3 W
R40MM.DM.940.xx.38	4000K - Ra90	5371 mm	2544 + 2824 mm	20900 lm	148.2 W
R40MM.DM.940.xx.39	4000K - Ra90	5513 mm	2544 + 2966 mm	21450 lm	152.1 W
R40MM.DM.940.xx.40	4000K - Ra90	5653 mm	2544 + 3105 mm	22000 lm	156 W
R40MM.DM.940.xx.41	4000K - Ra90	5795 mm	2544 + 3248 mm	22550 lm	159.9 W
R40MM.DM.940.xx.42	4000K - Ra90	5933 mm	2824 + 3105 mm	23100 lm	163.8 W
R40MM.DM.940.xx.43	4000K - Ra90	6075 mm	2966 + 3105 mm	23650 lm	167.7 W
R40MM.DM.940.xx.44	4000K - Ra90	6214 mm	3105 + 3105 mm	24200 lm	171.6 W
R40MM.DM.940.xx.45	4000K - Ra90	6356 mm	3105 + 3248 mm	24750 lm	175.5 W
R40MM.DM.940.xx.46	4000K - Ra90	6494 mm	3105 + 3385 mm	25300 lm	179.4 W
R40MM.DM.940.xx.47	4000K - Ra90	6636 mm	3248 + 3385 mm	25850 lm	183.3 W
R40MM.DM.940.xx.48	4000K - Ra90	6774 mm	3385 + 3385 mm	26400 lm	187.2 W

General specs

	LED Module
Efficacy 3000K - Ra80	168.4lm/W
Efficacy 4000K - Ra80	177.4lm/W
Efficacy 2700K - Ra90	131.8lm/W
Efficacy 3000K - Ra90	134lm/W
Efficacy 4000K - Ra90	141.1lm/W
Color consistency	SDCM 3
Photobiological safety	Risk Group 1
Power factor	0.9

Lumen Maintenance

L70	B50	>70000 hrs
	B20	>70000 hrs
	B10	>70000 hrs
L80	B50	>70000 hrs
	B20	65000 hrs
	B10	60000 hrs
L90	B50	35000 hrs
	B20	35000 hrs
	B10	30000 hrs

Options (not included)

Extend To Fit

art.nr. 650.99.01

In this catalogue, we offer 43 RTG's per profile type, all with fixed lengths. We can customize specific required dimensions by extending the gap between LED modules without esthetical discomfort. Profiles can be extended from 10 to 130mm, as requested.

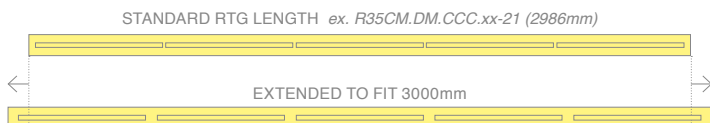
Below, we have made an example on how to order:

Requested: LEDLiner35 Ceiling Mounted 3000mm

- Step 1: Look for the corresponding page in this catalogue > *Page 18*
- Step 2: Look for the nearest (smaller) dimension, closest to 3000mm > *R35CM.DM.CCC.xx-21 (2986mm)*

How to order a LEDLiner35 Ceiling Mounted 3000mm:

- Step 1: Order the nearest (smaller) dimension
R35CM.DM.CCC.xx-21
- Step 2: Order art.nr. 650.99.01 (Extend To Fit) and confirm requested length 3000mm
650.99.01 (3000mm)



Emergency Lighting (Fortimo LED Line / LED Strip)

Philips TrustSight LED emergency kits come complete with battery packs. Designed for use with current-control LED drivers, they operate as a de-centralized emergency lighting solution in the event of a mains voltage failure. TrustSight LED emergency kit is compatible with most LED control gear on the market. They support applications requiring 1 or 3 hours operating time and are CE and ENEC-certified.



Emergency module for linear modules
(Min. length of profile: 1100mm, starting at ref. 08)

1Hr Standard	659.24.LED-1
3Hrs Standard	659.24.LED-3
1Hr DALI	659.26.LED-1
3Hrs DALI	659.26.LED-3


Emergency modules are equipped with self-testing.
DALI version with on command testing, status read-out and additional functionality.

In case of mains failure:

In emergency mode the Philips Trustsight LED Emergency kit acts as a 3W constant power source. This means approx. 507lm for 3000K modules (169lm/W) and approx. 534lm for 4000K modules (178lm/W).

Please apply the correct light output ratio (mentioned on page 66 of our Ready To Go-catalogue) for a more precise estimation of the luminous flux in emergency mode for a specific luminaire.


One emergency module powers one LED module
(280mm/560mm depending on linear configuration).




LED Technology and efficiency improves rapidly.
For the latest technical info please visit www.doxis.be.

Connectors

Ready To Go profiles can be joined together, using 90° or 180° connectors.



LL40 Recessed Connectors

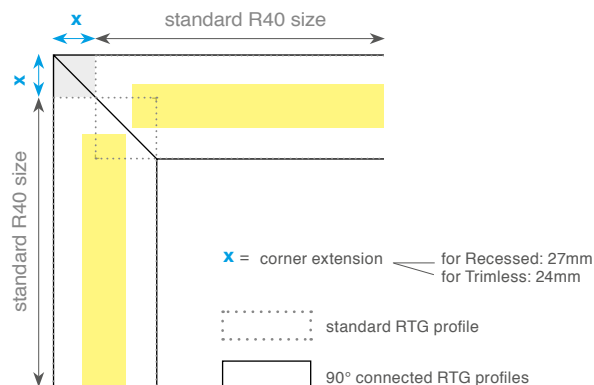


LL40 Trimless Connectors

90°	2196.00.00
180°	2197.00.00

90°	2194.00.00
180°	2195.00.00

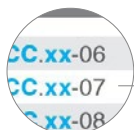
When joining your Ready To Go profiles with a 90° connector, take into consideration that both your joined profile lengths will be extended by **24mm** (for Trimless profiles) or **27mm** (for Recessed profiles) to create the corner. To ensure a sleek design, all 90° corners have only one diagonal cut.



When joining your Ready To Go profiles with a 180° connector, the connected result will have one power supply cable, unless specifically requested otherwise.



Technical info

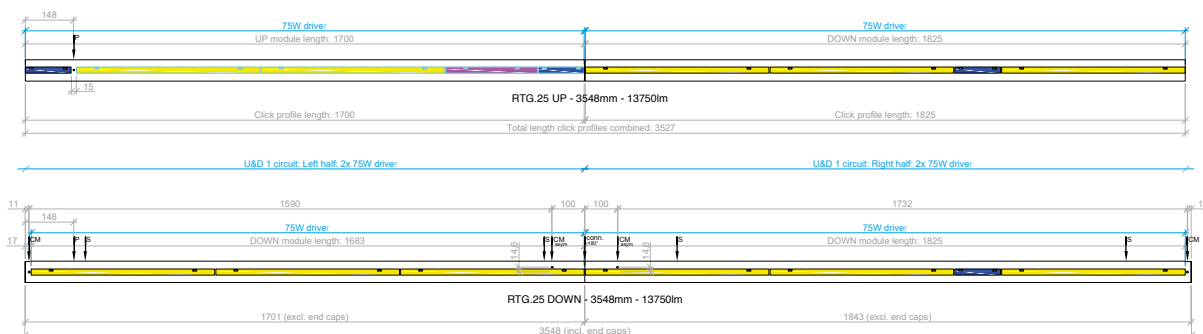


To find out how many suspensions are required for your profile, check the last 2 figures of your RTG article number:

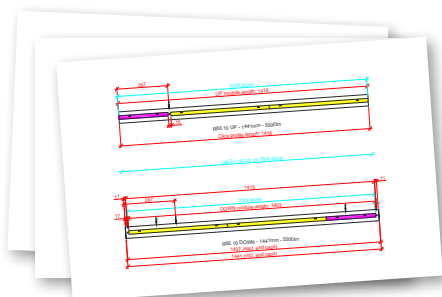

- ref. 06-13: 2 suspension cables, 2 holes for ceiling mounting, or 2 wall connectors.
- ref. 14-24: 3 suspension cables, 3 holes for ceiling mounting, or 3 wall connectors.
- ref. 25-30 (consist of 2 profiles connected by a 180° connector): 4 suspension cables, 4 holes for ceiling mounting, or 4 wall connectors.
- ref. 31-48 (consist of 2 profiles connected by a 180° connector): 6 suspension cables, 6 holes for ceiling mounting, or 6 wall connectors.

Example:

RTG LEDLiner47 Up&Down, ref. 25
(1701mm + 1843mm connected by a 180° connector + end caps = 3548mm in total)



- S Location of the suspension wires
- P Location of the power supply
- CM Location of the holes for ceiling mounting
- conn. 180° Location of the connection between the profiles



For a detailed technical drawing of every RTG luminaire, please refer to www.doxis.be.

Installation notice

- Make sure your luminaires are installed by certified electricians.
- Make sure enough fixation points are used.
- Make sure correct plugs and fixation screws are used for different types of ceilings.

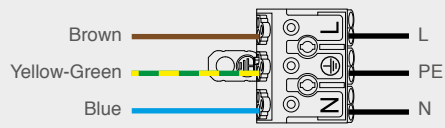
Doxis cannot be held responsible for incorrect installation.

Attention! Aluminium profiles will extend when warming up.

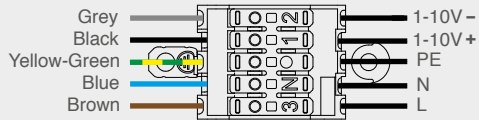
The extension is 0.5mm per meter. This should be taken into consideration for wall mounting, recessed mounting, trimless mounting and ceiling mounting applications. Extension gaps should be provided.

Single circuit

Non dimmable



1-10V dimmable



Touch & DALI dimmable

