




BEGA**99 327**

In-ground luminaire




 IP 68

Project · Reference number

Date

Product data sheet

Application



LED location luminaire for recessed installation in compacted surfaces with \varnothing 30 mm provided by the customer.

Drive-over luminaire from vehicles with pneumatic tyres.

Please note:

Luminaire must not be used for installation in road lanes, where the fixture is exposed to a horizontal strain due to braking, acceleration and change of direction.

Product description

In-ground LED luminaire
without power supply unit
Luminaire made of stainless steel
Steel grade no 1.4301
Installation bush made of polyamide
Matt safety glass
3 m water-resistant connecting cable
05RN8-F 2 x 1[□] with implemented water stopper
Safety class III 
Protection class IP 68 20 m
Dust-tight and water pressure tight
Maximum submersion depth 20 m
Not suitable for permanent operation under water
Impact strength IK10
Protection against mechanical impacts < 20 joule
 – Safety mark
CE – Conformity mark
Weight: 0.35 kg

Light technique

Luminaire data for the light planning program DIALux for outdoor lighting, street lighting and indoor lighting as well as luminaire data in EULUMDAT- and IES-format you will find on the BEGA web page www.bega.com.

Accessories

Power supply unit for LED luminaires 24 V DC
Safety transformer according to
DIN EN 61558/VDE 0570 part 2-6
70 564 Power supply unit for 0-15 W
70 465 Power supply unit for 0-25 W
70 565 Power supply unit for 0-35 W
70 566 Power supply unit for 0-50 W
70 567 Power supply unit for 0-75 W
70 169 Power supply unit for 0-150 W
230 V \sim 50-60 Hz

70 114 Power supply unit for 0-42 W
AC range: AC: 110-264 V \sim 50-60 Hz
DC range: DC: 170-280 V

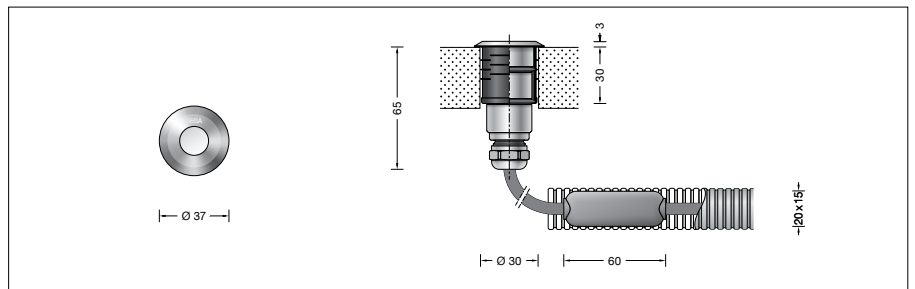

The power supply units are also suitable for the operation of several LED luminaires. In this case, the maximum wattage of the power supply unit must not be exceeded.

70 778 Installation housing made of stainless steel

Distribution box for installation in soil
70 730 Distribution box with 7 cable entries
Connection terminals 5 x 4[□]

71 053 Distribution box with 10 cable entries
Connection terminals 6 x 16[□]

For the accessories a separate instructions for use can be provided upon request.



Lamp

Module connected wattage	0.15 W
Luminaire connected wattage	0.35 W
Rated temperature	$t_a = 25^\circ\text{C}$
Ambient temperature	$t_{a\text{max}} = 60^\circ\text{C}$

99 327 K4

Colour temperature	4000 K
Colour rendering index	CRI > 80
Module luminous flux	20 lm
Luminaire luminous flux	5 lm
Luminaire luminous efficiency	14,3 lm/W

99 327 K3

Colour temperature	3000 K
Colour rendering index	CRI > 80
Module luminous flux	20 lm
Luminaire luminous flux	5 lm
Luminaire luminous efficiency	14,3 lm/W

Service life of the LED

Ambient temperature $t_a = 25^\circ\text{C}$	– at > 500,000h: L70B50
max. ambient temperature $t_a = 60^\circ\text{C}$	– at 113,000h: L70B50

Article No. 99 327

LED colour temperature optionally 4000 K or 3000 K
4000 K – Article number + **K4**
3000 K – Article number + **K3**