

GLASHÜTTE LIMBURG


Product data sheet

Wall luminaire

**89881.1**

Project · Reference number

Date

**Application**

Wall luminaire made of hand-blown opal glass, with metal fitter.

The light aperture can be adjusted infinitely by rotating the the shield around its longitudinal axis.

Light aperture 170°; adjustable 360°.

Product description

Die-cast aluminium and aluminium housing, finish white enamel

Hand-blown opal glass

2 mounting holes \varnothing 5 mm

Elongated holes · 320 mm spacing

Connecting terminal 2.5[□]

Earth conductor connection

No tools are required for relamping


Built-in toggle switch

Lampholder 2 G 11

Electronic ballast

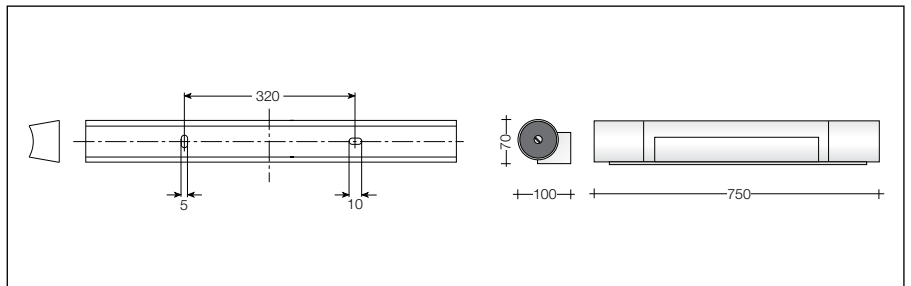
220-240 V \sim 50-60 Hz

Safety class I

 – Safety mark

 – Conformity mark

Weight: 2.3 kg

**Lamp**

Compact fluorescent lamp

TC-L · 36 W · 2 G 11

Osram: Dulux L 36 W

2900 lm

Philips: PL-L 36 W

2900 lm

Please note the lamp manufacturers' operating instructions.

Article No. 89881.1

Finish options

- Enamel, white
- Stainless steel
- Chrome

Code number **.1**

Code number **.2**

Code number **.3**