

**GLASHÜTTE LIMBURG**

Product data sheet

Wall luminaire

**8876**

Project · Reference number

Date

**Application**

Wall luminaire made of hand-blown opal glass, with metal fitter.

The light aperture can be adjusted infinitely by rotating the the shield around its longitudinal axis.

Light aperture 170°; adjustable 360°.

**Product description**

Die-cast aluminium and aluminium fitter, finish stainless steel

Hand-blown opal glass

2 fixing holes  $\varnothing$  5 mm

120 mm spacing

Connecting terminal 2.5<sup>□</sup>

Earth conductor connection

No tools are required for relamping

Lampholder G 24 q-2


Electronic ballast (EEI=A2 BAT)


220-240 V  $\sim$  0/50-60 Hz

DC 176-264 V

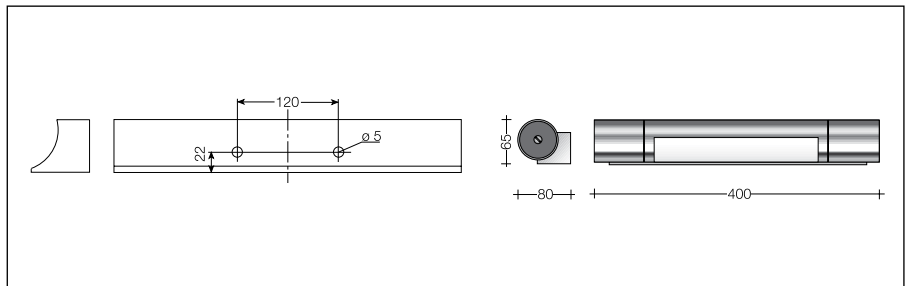
DC Start  $\geq$  198 V

Safety class I

 – Safety mark

 – Conformity mark

Weight: 1.0 kg

**Lamp**

Compact fluorescent lamp

TC-DEL 18 W · G 24 q-2

Osram: Dulux D/E 18 W

1200 lm

Philips: PL-C 18 W/4p

1200 lm

Please note the lamp manufacturers' operating instructions.