

GLASHÜTTE LIMBURG

Product data sheet

Wall luminaire

**8665**



Project · Reference number

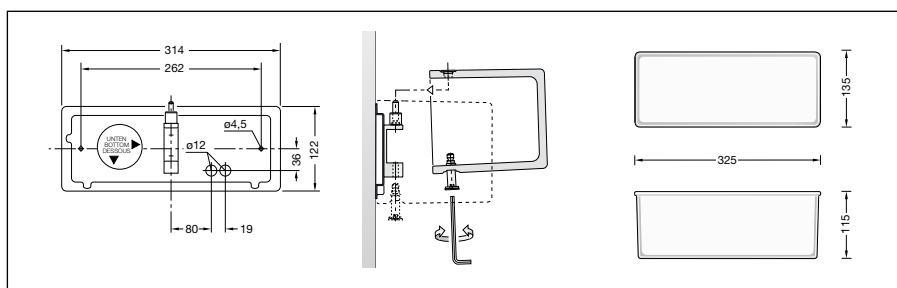
Date

Application

Enclosed and free-radiating wall luminaire with crystal glass and metal fitter. For all lighting tasks in interior applications. They are ideal for places where a soft and uniform lighting distribution is required.

Product description

Metal fitter, finish
white enamel RAL 9010
Crystal glass, inside white
2 fixing holes \varnothing 4.5 mm
262 mm spacing
2 cable entries for through-wiring for mains
cable up to \varnothing 10.5 mm max. 3×1.5 [□]
Connecting terminal 2.5[□]
Earth conductor connection
Lampholder GX 24 q-3/4
Electronic ballast (EEI=A2)
220-240 V \sim 0/50-60 Hz
DC 176-280 V
DC Start \geq 198 V
Safety class I
Impact strength IK06
Protection against mechanical
impacts < 1 joule
 – Safety mark
 – Conformity mark
Weight: 3.0 kg

www.glashuette-limborg.com**Lamp**

Compact fluorescent lamp
TC-TELI 26 · 32 · 42 W · GX 24 q-3/4

Osram:

Dulux T/E Plus 26 W /...	1800 lm
Dulux T/E Plus 32 W /...	2400 lm
Dulux T/E Plus 42 W /...	3200 lm

Philips:

PL-T 26 W/4p	1800 lm
PL-T 32 W/4p	2400 lm
PL-T 42 W/4p	3200 lm

Please note the lamp manufacturers' operating instructions.