

BEGA**50 300**

Ceiling and wall luminaire for indoor use



Project · Reference number


Date

Product data sheet

Application

Ceiling and wall luminaire · indoor luminaire made of hand-blown opal glass and metal housing, for all lighting tasks. They are ideal for places where a soft and uniform lighting distribution is required.

Product description

Metal housing,
finish white enamel
Hand-blown opal glass, satin matt
2 mounting holes \varnothing 5.5 mm
Distance apart 180 mm
2 cable entries for through-wiring for mains
cable up to \varnothing 10.5 mm max. $3 \times 1.5^{\square}$
Connection terminal 2.5^{\square}
Earth conductor connection
LED power supply unit
220-240 V \sim 50-60 Hz
Safety class I
 – Safety mark
CE – Conformity mark
Weight: 1.2 kg

Lamp

Module connected wattage	7.6 W
Luminaire connected wattage	9.5 W
Rated temperature	$t_a = 25^{\circ}\text{C}$
Ambient temperature	$t_{a\text{max}} = 45^{\circ}\text{C}$

50 300 K3

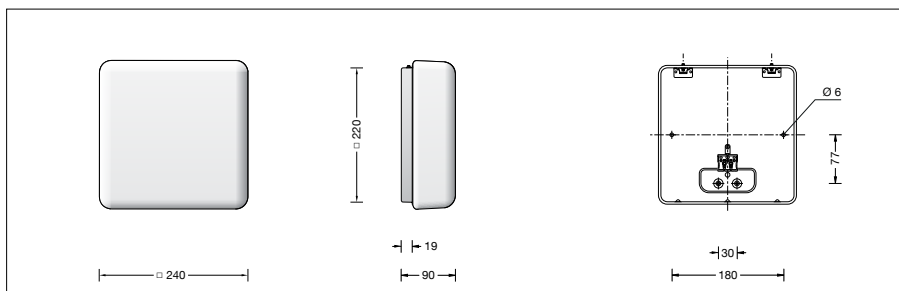

Colour temperature	3000 K
Colour rendering index	CRI > 90
Module luminous flux	1280 lm
Luminaire luminous flux	957 lm
Luminaire luminous efficiency	100,7 lm/W

50 300 K2

Colour temperature	2700 K
Colour rendering index	CRI > 90
Module luminous flux	1260 lm
Luminaire luminous flux	942 lm
Luminaire luminous efficiency	99,2 lm/W

50 300 K4

Colour temperature	4000 K
Colour rendering index	CRI > 90
Module luminous flux	1350 lm
Luminaire luminous flux	1009 lm
Luminaire luminous efficiency	106,2 lm/W



Service life of the LED

Ambient temperature $t_a = 25^{\circ}\text{C}$
– at > 500,000h: L70B50

max. ambient temperature $t_a = 45^{\circ}\text{C}$
– at 269,000h: L70B50

Article No. 50 300

LED colour temperature optionally 2700 K,
3000 K or 4000 K
2700 K – Article number + **K2**
3000 K – Article number + **K3**
4000 K – Article number + **K4**

If the article number is followed by a **P**, we can also supply these luminaires in impact-resistant synthetic material.

Accessory · Trim frames

For this luminaire metal trim frames in 3 enamel surfaces are optional available. Trim frames are accessories and must be ordered separately.

Finish enamel white	13 134
Finish enamel palladium	13 135
Finish enamel glossy silver	13 136

Part. No