

GLASHÜTTE LIMBURG**Product data sheet****Wall luminaire**

34 630.1

Project · Reference number

Date

Application

Wall luminaire with hand-blown, satin matt opal glass.

The character of the three-ply opal glass creates a smooth and uniform light distribution in the room.

Product description

Die-cast aluminium and aluminium housing, finish white enamel

Hand-blown opal glass, satin matt

4 fixing holes \varnothing 5 mm

440 x 65 mm spacing

1 cable entry for mains supply cable

up to \varnothing 10.5 mm max. 3 x 1.5[□]


Connecting terminal 2.5[□]

Earth conductor connection

Built-in toggle switch

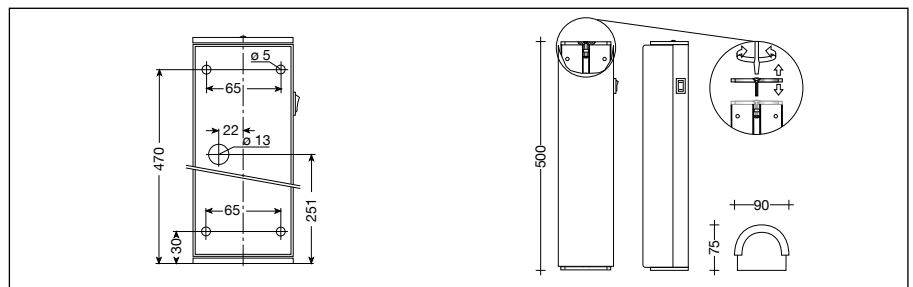

Lampholder E 14

Safety class I

 – Safety mark

CE – Conformity mark

Weight: 1.3 kg

**Lamp**

Luminaire with lampholder E 14

Lamp wattage max. 3 x 40 W

High voltage tungsten halogen lamp QD 45 · E 14

Osram: Eco Pro Classic 30 W 405 lm

Philips: Eco Classic 28 W P45 370 lm

Please note the lamp manufacturers' operating instructions.