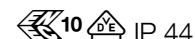


BEGA**31 098**

Wall luminaire



Project · Reference number


Date

Product data sheet

Application

LED wall luminaire made of copper and opal glass.
For many lighting tasks on or in buildings.

Product description

Luminaire made of copper and stainless steel
Opal glass with screw neck
Silicone gasket
Wall mounting with a mounting plate made of stainless steel, Steel grade number 1.4301
Mounting plate with 2 fixing holes \varnothing 4,5 mm · 52 mm spacing
1 cable entry for mains supply cable up to \varnothing 10,5 mm max. $3 \times 1,5^{\square}$
Connecting terminals 2.5^{\square}
Earth conductor connection
LED power supply unit
220-240 V \sim 0/50-60 Hz
DC 176-264 V
Safety class I
Protection class IP 44
Protected against granular foreign bodies > 1 mm and splash water
Impact strength IK04
Protection against mechanical impacts < 0.5 joule
 – Safety mark
CE – Conformity mark
Weight: 2.5 kg

Inrush current

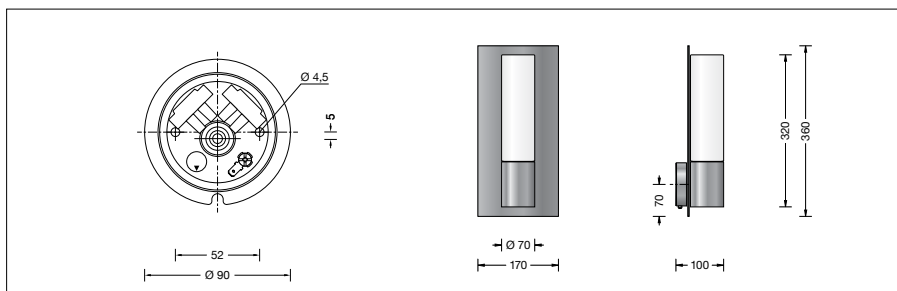
Inrush current: 6 A / 102 μ s
Maximum number of luminaires of this type per miniature circuit breaker:
B10A: 60 luminaires
B16A: 96 luminaires
C10A: 100 luminaires
C16A: 161 luminaires

Copper

The luminaire parts made of solid copper are delivered with the metal's natural surface colour. Time and weather factors create the natural patina characteristic for copper.

Light technique

Luminaire data for the light planning program DIALux for outdoor lighting, street lighting and indoor lighting as well as luminaire data in EULUMDAT- and IES-format you will find on the BEGA web page www.bega.com.



Lamp

Module connected wattage	1.9 W
Luminaire connected wattage	2.5 W
Rated temperature	$t_a = 25^{\circ}\text{C}$
Ambient temperature	$t_{a\text{max}} = 55^{\circ}\text{C}$

On request we can offer you modifications for environments with higher temperatures as a customized product.

31 098 K3

Module designation	LED-0253/830
Colour temperature	3000 K
Colour rendering index	CRI > 80
Module luminous flux	370 lm
Luminaire luminous flux	231 lm
Luminaire luminous efficiency	92,4 lm/W

Lifetime of the LED

Ambient temperature $t_a = 15^{\circ}\text{C}$
– at 50,000h: L90B10
– at > 500,000h: L70B50

Ambient temperature $t_a = 25^{\circ}\text{C}$
– at 50,000h: L90B10
– at > 500,000h: L70B50

max. ambient temperature $t_a = 55^{\circ}\text{C}$
– at 50,000h: L80B10
– at 212,000h: L70B50