


BEGA**24 383**

Recessed ceiling downlight



Project · Reference number

Date

Product data sheet

Application

LED recessed ceiling downlight with external DALI controllable power supply unit for installation into concrete ceilings or suspended ceilings both indoors and out. With symmetrical wide beam light distribution.

Product description

Luminaire made of aluminium alloy, aluminium and stainless steel
 BEGA Unidure® coating technology
 Cover ring aluminium alloy
 Clear safety glass
 Optical silicone lens · BEGA Hybrid Optics®
 Reflector surface made of pure aluminium
 Luminaire housing with 2 fixing claws and guide screws
 Recessed opening \varnothing 97 mm
 Recessed depth required 120 mm
 The external connection housing is made of glass fibre reinforced synthetic material (polyamide)
 220-240 V \sim 0/50-60 Hz
 2 screw cable glands with strain relief for through-wiring power connecting cable \varnothing 4–10 mm, max. 5 x 1.5[□]
 Connecting terminals 2.5[□]
 0,7 m connection cable with plug between the luminaire and the power supply unit
 BEGA Thermal Control®
 Temporary thermal regulation to protect temperature-sensitive components without switching off the luminaire
 Safety class II
 Protection class IP 65
 Dust-tight and protection against water jets
 Impact strength IK07
 Protection against mechanical impacts < 2 joule
 – Safety mark
 CE – Conformity mark
 Weight: 0.75 kg

Lamp

Module connected wattage	6 W
Luminaire connected wattage	7.1 W
Rated temperature	$t_a = 25$ °C
Ambient temperature	$t_{a \max} = 50$ °C
When installed in heat-insulating material	$t_{a \max} = 45$ °C

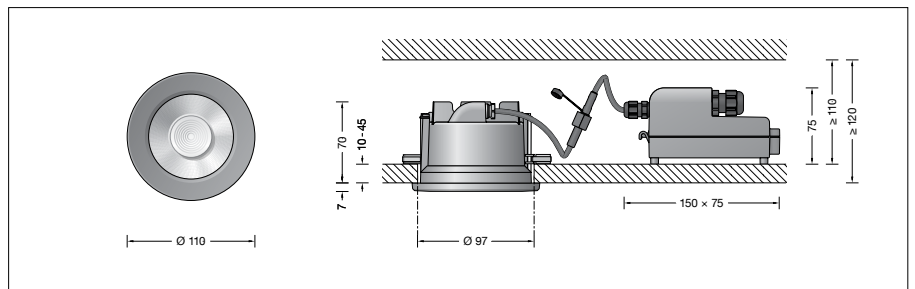
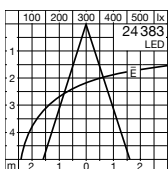
24 383 K3

Module designation	LED-0986/830
Colour temperature	3000 K
Colour rendering index	CRI > 80
Module luminous flux	1030 lm
Luminaire luminous flux	783 lm
Luminaire luminous efficiency	110,3 lm/W

24 383 K4

Module designation	LED-0986/840
Colour temperature	4000 K
Colour rendering index	CRI > 80
Module luminous flux	1055 lm
Luminaire luminous flux	802 lm
Luminaire luminous efficiency	113 lm/W

Light distribution



Service life · Ambient temperature

Rated temperature $t_a = 25$ °C	
LED psu:	> 50,000h
LED module:	> 200,000h (L80B50)

Ambient temperature $t_{a \max} = 50$ °C (100 %)	
LED psu:	50,000h
LED module:	140,000h (L80B50)

Lighting technology

Half beam angle 32°
 Luminaire data for the light planning program DIALux for outdoor lighting, street lighting and interior lighting as well as luminaire data in EULUMDAT and IES format are available on our website www.bega.com.

Inrush current

Inrush current: 4 A / 30 μ s
 Maximum number of luminaires of this type per miniature circuit breaker:
 B 10A: 50 luminaires
 B 16A: 50 luminaires
 C 10A: 50 luminaires
 C 16A: 50 luminaires

Article No. 24 383

LED colour temperature optionally 3000K or 4000K
 3000 K – Article number + **K3**
 4000 K – Article number + **K4**

Colour optionally graphite or white
 Graphite – Article number
 White – Article number + **W**

Accessories

10 440 Installation housing

A separate instructions for use can be provided upon request.