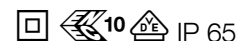


BEGA**24 287**

Recessed ceiling downlight



Project · Reference number

Date

Product data sheet

Application

LED recessed ceiling downlight with external DALI controllable power supply unit for installation into concrete ceilings or suspended ceilings both indoors and out. With symmetrical wide beam light distribution.

Product description

Luminaire made of aluminium alloy, aluminium and stainless steel
 Cover ring stainless steel
 Clear safety glass
 Optical silicone lens · BEGA Hybrid Optics®
 Reflector surface made of pure aluminium
 Luminaire housing with 2 fixing claws and guide screws
 Recessed opening \varnothing 160 mm
 Recessed depth required 100 mm
 The external connection housing is made of glass fibre reinforced synthetic material (polyamide)
 220-240 V \sim 0/50-60 Hz
 2 screw cable glands with strain relief for through-wiring power connecting cable \varnothing 4–10 mm, max. 5 x 1.5[□]
 Connecting terminals 2.5[□]
 0,7 m connection cable between the luminaire and the power supply unit.
 BEGA Thermal Control®
 Temporary thermal regulation to protect temperature-sensitive components without switching off the luminaire
 Safety class II
 Protection class IP 65
 Dust-tight and protection against water jets
 Impact strength IK06
 Protection against mechanical impacts < 1 joule
 – Safety mark
 – Conformity mark
 Weight: 1.5 kg

Lamp

Module connected wattage	24.1 W
Luminaire connected wattage	28 W
Rated temperature	$t_a = 25^\circ\text{C}$
Ambient temperature	$t_{a, \text{max}} = 25^\circ\text{C}$

On request we can offer you modifications for environments with higher temperatures as a customized product.

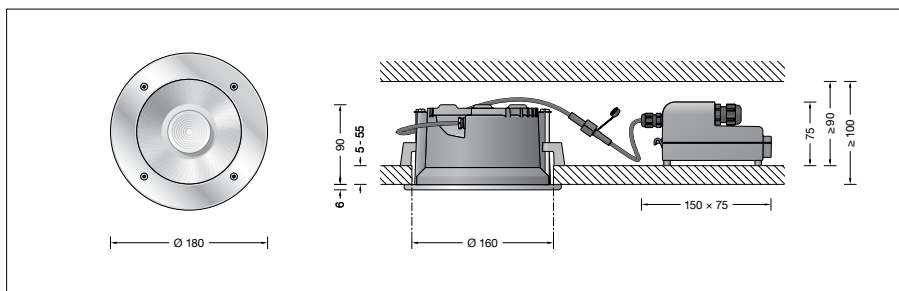
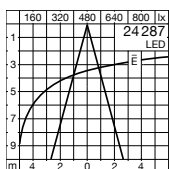
24 287 K3

Module designation	LED-0800/830
Colour temperature	3000 K
Colour rendering index	CRI > 80
Module luminous flux	3910 lm
Luminaire luminous flux	2965 lm
Luminaire luminous efficiency	105,9 lm/W

24 287 K4

Module designation	LED-0800/840
Colour temperature	4000 K
Colour rendering index	CRI > 80
Module luminous flux	4010 lm
Luminaire luminous flux	3041 lm
Luminaire luminous efficiency	108,6 lm/W

Light distribution



Service life · Ambient temperature

Rated temperature $t_a = 25^\circ\text{C}$	
LED psu:	> 50,000h
LED module:	75,000h (L 80 B 50)
	100,000h (L 70 B 50)

Ambient temperature $t_{a, \text{max}} = 25^\circ\text{C}$ (100 %)	
LED psu:	50,000h
LED module:	75,000h (L 80 B 50)
	100,000h (L 70 B 50)

Lighting technology

Half beam angle 25°
 Luminaire data for the light planning program DIALux for outdoor lighting, street lighting and interior lighting as well as luminaire data in EULUMDAT and IES format are available on our website www.bega.com.

Inrush current

Inrush current: 24 A / 115 μs
 Maximum number of luminaires of this type per miniature circuit breaker:
 B 10 A: 31 luminaires
 B 16 A: 51 luminaires
 C 10 A: 53 luminaires
 C 16 A: 86 luminaires

Article No. 24 287

LED colour temperature optionally 3000 K or 4000 K
 3000 K – Article number + **K3**
 4000 K – Article number + **K4**

Accessories

10 442 Installation housing

A separate instructions for use can be provided upon request.