

BEGA**24 216**

Recessed wall luminaire



Project · Reference number

Date

Product data sheet

Application

LED wall luminaire with unshielded light for flush or surface mounted installation.
Luminaire for the illumination of corridors, paths and staircases.

Product description

Luminaire made of aluminium alloy, aluminium and stainless steel
Safety glass, white
Silicone gasket
Required recessed opening 175 x 175 mm
Recessed depth 100 mm
Fixing is achieved by using two adjustable wedge-shaped claws
2 cable entries for through-wiring of mains supply cable \varnothing 7-10,5 mm, max. 5 G 1.5[□]
Connecting terminal and earth conductor terminal 2.5[□]
LED power supply unit
220-240 V \sim 0/50-60 Hz
DC 176-280 V
DALI controllable
A basic isolation exists between power cable and control line
Safety class I
Protection class IP 65
Dust-tight and protection against water jets
Impact strength IK05
Protection against mechanical impacts < 0.7 joule
 – Safety mark
CE – Conformity mark
Weight: 1.4 kg

Light technique

Luminaire data for the light planning program DIALux for outdoor lighting, street lighting and indoor lighting as well as luminaire data in EULUMDAT- and IES-format you will find on the BEGA web page www.bega.com.

Lamp

Module connected wattage	11.5 W
Luminaire connected wattage	14.4 W
Rated temperature	$t_a = 25$ °C
Ambient temperature	$t_{a,max} = 30$ °C

On request we can offer you modifications for environments with higher temperatures as a customized product.

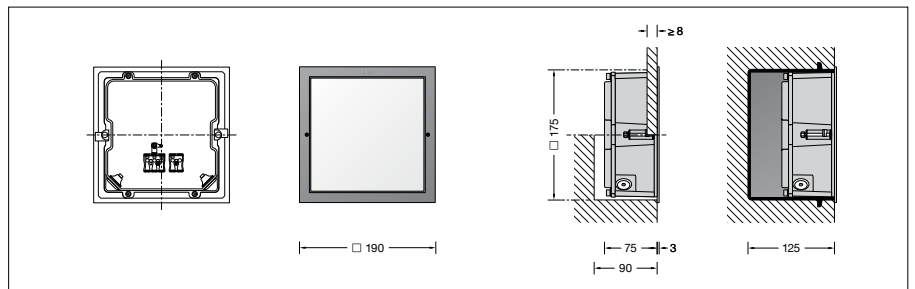

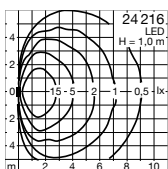
24 216 K3

Module designation	LED-0357/830
Colour temperature	3000 K
Colour rendering index	CRI > 80
Module luminous flux	2275 lm
Luminaire luminous flux	1224 lm
Luminaire luminous efficiency	85 lm/W

24 216 K4

Module designation	LED-0357/840
Colour temperature	4000 K
Colour rendering index	CRI > 80
Module luminous flux	2340 lm
Luminaire luminous flux	1258 lm
Luminaire luminous efficiency	87,4 lm/W

Light distribution



Service life · Ambient temperature

Ambient temperature $t_a = 25$ °C	
LED psu:	> 50,000 h
LED module:	> 200,000 h (L 80 B 50)
	100,000 h (L 90 B 50)

Ambient temperature $t_a = 30$ °C	
LED psu:	50,000 h
LED module:	195,000 h (L 80 B 50)
	100,000 h (L 90 B 50)

Inrush current

Inrush current: 5 A / 50 μ s
Maximum number of luminaires of this type per miniature circuit breaker:
B 10A: 31 luminaires
B 16A: 50 luminaires
C 10A: 52 luminaires
C 16A: 85 luminaires

Article No. 24 216

LED colour temperature optionally 3000 K or 4000 K
3000 K – Article number + **K3**
4000 K – Article number + **K4**

Colour graphite or silver
graphite – article number
silver – article number + **A**

Accessories

10 489 Installation housing
13 541 Installation housing for installation in insulated façades (EWIS)

10 089 Plaster frame
10 073 Plaster frame flush

See the separate instructions for use.