

BEGA**24 208**

Recessed wall luminaire



Project · Reference number

Date

Product data sheet

Application

LED recessed wall luminaire with asymmetrical flat beam light distribution, for flush or surface mounting installation.

For the wide beam and uniform illumination of surfaces and paths.

Product description

Luminaire made of aluminium alloy, aluminium and stainless steel
 Safety glass with optical structure
 Silicone gasket
 Required recessed opening 230 x 230 mm
 Recessed depth 110 mm
 Fixing is achieved by using two adjustable wedge-shaped claws
 2 cable entries for through-wiring of mains supply cable \varnothing 7-10.5 mm, max. 5G1.5[□]
 Connecting terminal and earth conductor terminal 2.5[□]
 LED power supply unit
 220-240 V \sim 0/50-60 Hz
 DC 176-280 V
 DALI controllable
 A basic isolation exists between power cable and control line
 Safety class I
 Protection class IP 65
 Dust-tight and protection against water jets
 Impact strength IK06
 Protection against mechanical impacts < 1 joule
 – Safety mark
 – Conformity mark
 Weight: 2.2 kg

Lamp

Module connected wattage	11.5 W
Luminaire connected wattage	13.5 W
Rated temperature	$t_a = 25^\circ\text{C}$
Ambient temperature	$t_{a\text{max}} = 35^\circ\text{C}$
When installed in heat-insulating material	$t_{a\text{max}} = 30^\circ\text{C}$

On request we can offer you modifications for environments with higher temperatures as a customized product.

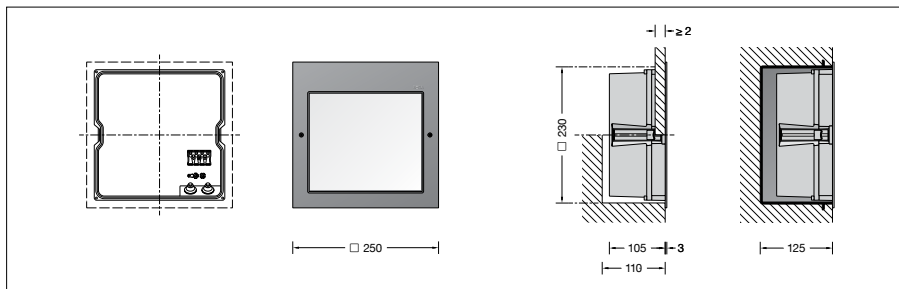

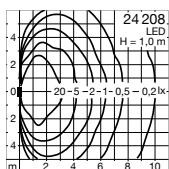
24 208 K3

Module designation	LED-0758/830
Colour temperature	3000 K
Colour rendering index	CRI > 80
Module luminous flux	2255 lm
Luminaire luminous flux	1713 lm
Luminaire luminous efficiency	126,9 lm/W

24 208 K4

Module designation	LED-0758/840
Colour temperature	4000 K
Colour rendering index	CRI > 80
Module luminous flux	2320 lm
Luminaire luminous flux	1763 lm
Luminaire luminous efficiency	130,6 lm/W

Light distribution



Service life · Ambient temperature

Ambient temperature $t_a = 25^\circ\text{C}$	
LED psu:	> 50,000 h
LED module:	> 200,000 h (L 80 B 50)
	100,000 h (L 90 B 50)

Ambient temperature $t_a = 35^\circ\text{C}$	
LED psu:	50,000 h
LED module:	> 200,000 h (L 80 B 50)
	100,000 h (L 90 B 50)

Light technique

Luminaire data for the light planning program DIALux for outdoor lighting, street lighting and indoor lighting as well as luminaire data in EULUMDAT- and IES-format you will find on the BEGA web page www.bega.com.

Inrush current

Inrush current: 5 A / 50 μs
 Maximum number of luminaires of this type per miniature circuit breaker:

B 10A:	31 luminaires
B 16A:	50 luminaires
C 10A:	52 luminaires
C 16A:	85 luminaires

Article No. 24 208

LED colour temperature optionally 3000 K or 4000 K
 3000 K – Article number + **K3**
 4000 K – Article number + **K4**

Colour graphite or silver
 graphite – article number
 silver – article number + **A**

Accessories

10 490 Installation housing
13 542 Installation housing for installation in insulated façades (EWIS)

10 090 Plaster frame
13 529 Plaster frame flush

See the separate instructions for use.