

BEGA**12 201.2**

Recessed ceiling luminaire for indoor use



Project · Reference number


Date

Product data sheet

Application

Recessed LED-ceiling luminaire · indoor luminaire with crystal glass inside and symmetrical wide beam light distribution for connection to external LED power supply unit. The used LED technique offers durability and optimal light output with low power consumption at the same time. For installation in suspended ceilings of 3-20 mm in interior applications. If this luminaire should be integrated into a LCN or Zigbee controlled building management system we recommend our BEGA Control light control system.

Product description

LED recessed luminaire without power supply unit
Luminaire made of cast aluminium, aluminium and stainless steel
Crystal glass
Reflector surface made of pure aluminium
Aluminium cover trim, stainless steel finish
Fixing is achieved by using two pivoting wedge-shaped claws
Required recessed opening 93 x 93 mm
Recessed depth 72 mm
1 connecting cable with strain relief and plug connector system for BEGA power supply unit, on/off or DALI
Safety class III 
Impact strength IK06
Protection against mechanical impacts < 1 joule
CE – Conformity mark

Lighting technology

Half beam angle 38°
Luminaire data for the light planning program DIALux for outdoor lighting, street lighting and interior lighting as well as luminaire data in EULUMDAT and IES format are available on our website www.bega.com.

Lamp

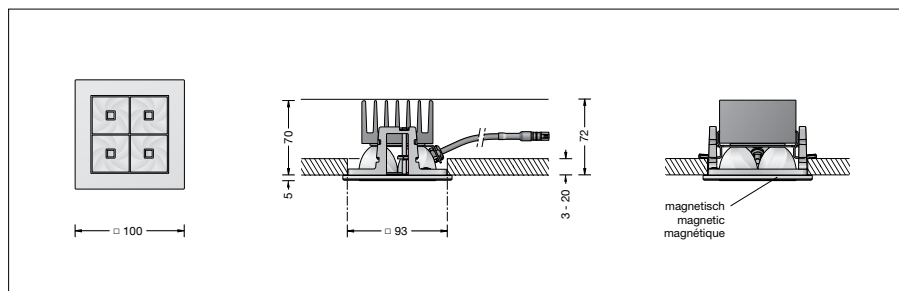

Module connected wattage	3 W
Luminaire connected wattage	5 W
Rated temperature	$t_a = 25\text{ °C}$
Ambient temperature	$t_{a\text{ max}} = 45\text{ °C}$
When installed in heat-insulating material	$t_{a\text{ max}} = 25\text{ °C}$

12 201.2 K3

Module designation	LED-0591/930
Colour temperature	3000 K
Colour rendering index	CRI > 90
Module luminous flux	455 lm
Luminaire luminous flux	358 lm
Luminaire luminous efficiency	71,6 lm/W

12 201.2 K4

Module designation	LED-0591/940
Colour temperature	4000 K
Colour rendering index	CRI > 90
Module luminous flux	470 lm
Luminaire luminous flux	370 lm
Luminaire luminous efficiency	74 lm/W



Lifetime of the LED

Ambient temperature $t_a = 15\text{ °C}$
– at 50,000 h: L90B10
– at > 500,000 h: L70B50

Ambient temperature $t_a = 25\text{ °C}$
– at 50,000 h: L90B10
– at 384,000 h: L70B50

max. ambient temperature $t_a = 45\text{ °C}$
– at 50,000 h: L90B10
– at 384,000 h: L70B50

Article No. 12 201.2

LED colour temperature optionally 3000 K or 4000 K
3000 K – Article number + **K3**
4000 K – Article number + **K4**

Finish options

- Enamel, white Code number **.1**
- Stainless steel Code number **.2**
- Polished aluminium Code number **.3**

Accessories

Power supply units for LED luminaires 220-240 V · 0/50-60 Hz with strain relief and plug connector system.

- 13 144** Power supply unit on/off
- 13 169** Power supply unit DALI

The power supply units are only suitable for the operation of one LED luminaire.

For the accessories a separate instructions for use can be provided upon request.