

## Vector Track 55 25W 22° 4000K Undimmable Black

IP20 

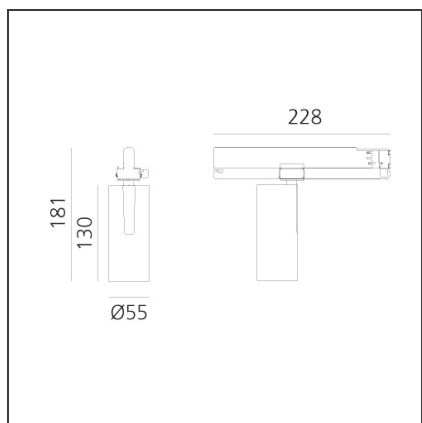
### DESIGN BY

Carlotta de Bevilacqua

### DESCRIPTION

Three sizes with three different beam angles each (spot, flood, wide flood) obtained by means of refractive or hybrid optical units. Vector 55 track DALI zoom optic (22°-32°). Junction arm integrated in the spotlight's body to keep the barycentre aligned with the track and prevent any imbalance in possible suspension versions of the track. The junction allows 360° rotation and 90° tilting for maximum emission adjustment freedom. Vector 95 available only in track version. Version with compact 4-conductor (3p+n) adapter with hidden LED driver and not-dimmable phase selector.

### TECHNICAL DRAWINGS



### FEATURES

|               |                  |         |                     |
|---------------|------------------|---------|---------------------|
| Article Code: | AN15204          | Series: | Indoor, 2018        |
| Colour:       | Black            |         | Artemide Collection |
| Installation: | Projector, Track |         |                     |
| Environment:  | Indoor           |         |                     |

### DIMENSIONS

|              |         |
|--------------|---------|
| Height:      | cm 18.4 |
| Base Length: | cm 16.2 |
| Inclination: | -90+90  |
| Rotation:    | cm 360  |

### INCLUDED SOURCES

|           |     |                        |       |
|-----------|-----|------------------------|-------|
| Category: | LED | Color temperature (K): | 4000K |
| Number:   | 1   |                        |       |
| Watt:     | 25W |                        |       |
| Type:     | 0   |                        |       |
| Class:    | A   |                        |       |

### LUMINAIRE

|       |     |                               |           |
|-------|-----|-------------------------------|-----------|
| Watt: | 25W | Delivered lumens output (lm): | 1489lm    |
|       |     | CCT:                          | 4000K     |
|       |     | Efficiency:                   | 62%       |
|       |     | Efficacy:                     | 59.55lm/W |
|       |     | CRI:                          | 90        |

### Notes


220/240Vac 50/60Hz Electronic ballast included.

**ACCESSORIES**


Accessories holder  
- Vector 55  
AP91100



Lens for elliptical  
emission - Vector  
55  
AP91200



Soft filter - Vector  
55  
AP91300



Anti-dazzle louvre  
- Vector 55  
AP91400



Adjustable  
dowsers - Vector  
55  
AP91500