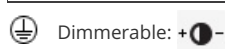
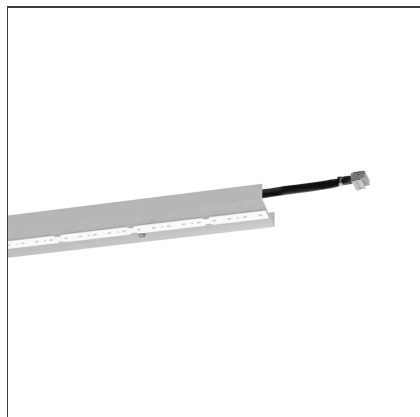


# Nothing 86 System Wired gear plates White LED direct emission 23W 3000K Dali-SwitchDim



## DESIGN BY

Ernesto Gismondi

## DESCRIPTION

A versatile modular lighting system for linear diffused or dark light emission and freely configurable accent lighting. Composed of structural modules in extruded aluminium, prewired gear plates and optics systems. 3 types of installation: recessed, surface mounting and suspended. Structural modules available in 12 different lengths of up to 4736mm, specially designed to allow the lighting designer to alternate as freely as possible different light sources. The lighting sequence can also evolve over time to meet new arrangements, as long as it remains compatible with the initial total length installed. Linear fluorescent, led and metal halide technologies can be freely alternated. Pre-wired gear plates with quick-connectors, with direct fluorescent or LED lighting equipment, and indirect fluorescent illumination. 2 options of fluorescent diffused lighting available: T16-seamless lamps or conventional T16 lamps with overlapping arrangement for uninterrupted light lines without dark spots. 2 LED equipment options: monochromatic with warm white or neutral white emission, and RGB. Angular configurations possible by means of junction angles on the same plane or on 2 perpendicular planes (on request). Simple installations can be managed with "all-in-one" fixtures (nothing 86Stand-Alone) already pre-configured and fully accessorized. Complies with standard EN60598-1 and other specific standards.

## FEATURES

<b>Article Code:</b>	M232801	<b>Series:</b>	Indoor
<b>Installation:</b>	Recessed, Suspension, Ceiling		
<b>Environment:</b>	Indoor		

## DIMENSIONS

<b>Length:</b>	cm 118
----------------	--------

## INCLUDED SOURCES

<b>Category:</b>	LED	<b>Color temperature (K):</b>	3000K
<b>Number:</b>	1	<b>Color Tolerance:</b>	4SDCM
<b>Watt:</b>	20W	<b>CRI:</b>	≥80
<b>Delivered lumens output (lm):</b>	2440lm	<b>Efficacy:</b>	145lm/W
<b>Type:</b>	0	<b>Service Life:</b>	L70(6K) > 50000h
<b>Class:</b>	A		

## LUMINAIRE


<b>Power Supply:</b>	Electronic Integrated	<b>Delivered lumens output (lm):</b>	1730lm
<b>Watt:</b>	23W	<b>CCT:</b>	3000K
<b>Voltage:</b>	220V-240V	<b>Efficiency:</b>	60%
		<b>Efficacy:</b>	64lm/W
		<b>Dimmable Typology:</b>	Dali

## Notes

Includes 3-poles through-wiring with quick-connector. LED power supply and DALI or DMX control unit to be ordered separately.

**ACCESSORIES**


Electronic power supply. IP67. Input voltage range: 90-264VAC / 47-63Hz. Output voltage: 48VDC. Protection against overcurrent, overvoltage, short-circuit and overtemperature, with automatic restart. - 240W. For feeding up to a total 225W. 244x68x39mm. M075100



Supply Kit. Allows for connection of the mains to the first pre-wired gear plate of the initial module. To be used only with recessed and surface installation. - MV (7xmax 1,5 mm2) To power white LED plates and accent modules. M073240



Supplementary through-wiring (optional). To be used in mixed configuration with LV and MV pre-cabled gear trays. - MV 1184mm. M198700



Supplementary through-wiring (optional). To be used in mixed configuration with LV and MV pre-cabled gear trays. - MV 2368mm. M198900



Control Interface. Form managing groups of Algorithmo System LED RGB and/or white LED/RGB Algorithmo Floor lighting units. Integrated sequencer for stand-alone operation with predefined color sequence. Possibility of master-slave configuration. DALI DMX light management systems are not included. - Compatible DALI 310X168X90 mm. IP67 M077000



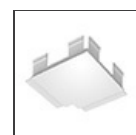
Control Interface. Form managing groups of Algorithmo System LED RGB and/or white LED/RGB Algorithmo Floor lighting units. Integrated sequencer for stand-alone operation with predefined color sequence. Possibility of master-slave configuration. DALI DMX light management systems are not included. - Compatible DALI. Suitable for DIN rail mounting. 106x90x70 mm. IP20 M077200



Supplementary through-wiring (optional). To be used in mixed configuration with LV and MV pre-cabled gear trays. - LV 1184mm. M198800



Supplementary through-wiring (optional). To be used in mixed configuration with LV and MV pre-cabled gear trays. - LV 2368mm. M199000



Raccordo su un piano per la continuità tra moduli LED a emissione diffusa e tra moduli spot. M167500 Electronic power supply. IP67. Input voltage range: 90-



264VAC / 47-63Hz.  
Output voltage:  
48VDC. Protection  
against  
overcurrent,  
overvoltage, short-  
circuit and  
overtemperature,  
with automatic  
restart. - 320W.  
For feeding up to  
a total 300W.  
252x90x44mm.  
M076100



Electronic power  
supply. IP67. Input  
voltage range: 90-  
264VAC / 47-63Hz.  
Output voltage:  
48VDC. Protection  
against  
overcurrent,  
overvoltage, short-  
circuit and  
overtemperature,  
with automatic  
restart. 100W. For  
feeding up to a  
total 90W.  
220x68x38mm.  
M075000



Control Interface.  
Form managing  
groups of  
Algoritmo System  
LED RGB and/or  
white LED/RGB  
Algoritmo Floor  
lighting units.  
Integrated  
sequencer for  
stand-alone  
operation with  
predefined color  
sequence.  
Possibility of  
master-slave  
configuration.  
DALI DMX light  
management  
systems are not  
included. -  
Compatible DALI  
or DMX  
310X168X90 mm.  
IP67  
M077100



Control Interface.  
Form managing  
groups of  
Algoritmo System  
LED RGB and/or  
white LED/RGB  
Algoritmo Floor  
lighting units.  
Integrated  
sequencer for  
stand-alone  
operation with  
predefined color  
sequence.  
Possibility of  
master-slave  
configuration.  
DALI DMX light  
management  
systems are not  
included. -  
Compatible DALI  
or DMX. Suitable  
for DIN rail  
mounting.  
106x90x70 mm.  
IP20  
M077300



Supply Kit. Allows  
for connection of  
the mains to the  
first pre-wired  
gear plate of the  
initial module. To  
be used only with  
recessed and  
surface  
installation. - LV  
(3xmax 1,5 mm<sup>2</sup>)  
To power LED RGB  
trays.  
M073230