




# Mouette Symmetric - Fluo 4x24W 1900mm DALI



IP40/20   Dimmerable: 

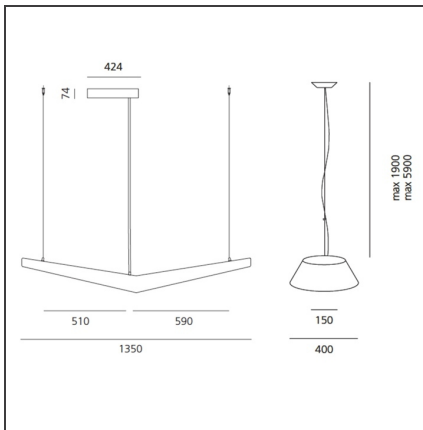
## DESIGN BY

Wilmotte & Industries

## DESCRIPTION

Single pendant with diffused lighting using 4x24W T16 fluorescent lamps and 55 W LED. Solid opaline diffuser in moulded polypropylene. The upper part has an opening for easy installation and maintenance. Luminaire comes complete with 1900mm or 5900mm long quick-adjustment steel suspension cables, ceiling plate and power cable. All the light sources are included (3000K).

## TECHNICAL DRAWINGS



## FEATURES

<b>Article Code:</b>	L860710	<b>Material:</b>	Moulded polypropylene, aluminium
<b>Colour:</b>	White opaline	<b>Series:</b>	Indoor
<b>Installation:</b>	Suspension	<b>Area contract:</b>	Hospitality, null, Retail
<b>Environment:</b>	Indoor	<b>Emission:</b>	Dual Emission Diffused

## DIMENSIONS

<b>Length:</b>	cm 135	<b>Impact Resistance:</b>	N.D.
<b>Weight:</b>	kg 5.4	<b>Glow Wire Test:</b>	750
<b>Max Height from ceiling:</b>	cm 190		

## INCLUDED SOURCES

<b>Category:</b>	FLUO	<b>Color Rendering:</b>	85
<b>Number:</b>	4	<b>Color temperature (K):</b>	3000 K
<b>Watt:</b>	24W		
<b>Lbs:</b>	T16(G5)		
<b>Socket:</b>	G5		
<b>Duration (h):</b>	20000h		

## LUMINAIRE

<b>Power Supply:</b>	Electronic Dimmable Dsi Integrated	<b>Delivered lumens output (lm):</b>	3893lm
<b>Watt:</b>	106.0W	<b>CCT:</b>	K
<b>Voltage:</b>	220V-240V	<b>Efficiency:</b>	56%
		<b>Efficacy:</b>	36.73lm/W
		<b>Dimmable Typology:</b>	Dali

## Notes

Height: 1900mm max.