


Effetto Round 1 large beam Rust



IP65   

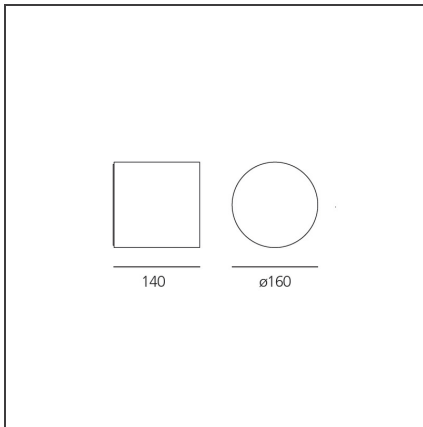
DESIGN BY

Ernesto Gismondi

DESCRIPTION

Light fixture with 1 light beam using monochromatic LED light source characterized by warm colour temperature (3000K) together with a light-diffusing lens which optimize the optical performance of the beam and establish its width. Designed to create geometric lights of scenic effect, it has 1 narrow beam of 15°. Wall installation. Composed by lighting cap unit and terminal board fixed together by means of locking dowels. Cap in die-cast EN AB-47100 aluminium. Terminal board in reinforced polymer. Watertight gasket in silicone rubber. Locking dowels used outside the fixture in AISI 316 stainless steel. PMMA lens siliconed flush with the cap to obtain the beam angle opening.

TECHNICAL DRAWINGS



FEATURES

| | | | |
|----------------------|------------|-----------------------|-----------------------------|
| Article Code: | T42121LW10 | Material: | Aluminum, composite |
| Colour: | Rust | | technopolymer, methacrylate |
| Installation: | Wall | Series: | Outdoor |
| Environment: | Outdoor | Area contract: | Urban, Outdoor, Residential |
| | | Emission: | Indirect |

DIMENSIONS

| | | | |
|---------------|-------|---------------------------|------|
| Width: | cm 14 | Impact Resistance: | IK10 |
| | | Glow Wire Test: | 650 |

INCLUDED SOURCES

| | | | |
|--------------------------------------|-------|-------------------------------|----------------|
| Category: | LED | Color temperature (K): | 3000K |
| Number: | 1 | Color Tolerance: | 4SDCM |
| Watt: | 4,5W | CRI: | 80 typ |
| Delivered lumens output (lm): | 178lm | Efficacy: | 85lm/W |
| Type: | 0 | Service Life: | L70(14K)>81600 |
| Class: | A | | |

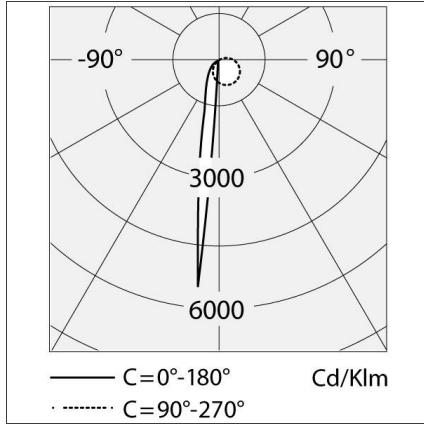
LUMINAIRE

| | | | |
|----------------------|-----------------------|--------------------------------------|-----------|
| Power Supply: | Electronic Integrated | Delivered lumens output (lm): | 54,5lm |
| Watt: | 4,5W | CCT: | 3000K |
| Voltage: | 220V-240V | Efficiency: | 100% |
| | | Efficacy: | 10.85lm/W |
| | | CRI: | 80 |

Notes

Wiring to be carried out inside the terminal board by piercing an IP65 membrane grommet suitable for cables with a diameter of 6-13 mm. Painted die-cast aluminium with 3-stage outdoor treatment: nanotechnologies, antioxidant primer, polyester paint. Effective power 2,7W.

LIGHT DISTRIBUTION



We reserve the right to change our product specifications.
Please visit www.artemide.com for the latest product information

March 2019