


**A.39 Suspension/Ceiling - Direct Emission - 2368mm - 20° - 4000K -
Undimmable - 6x4 Optics - White**



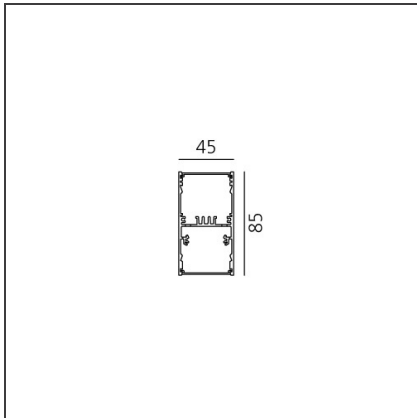
IP 20 

DESIGN BY

Carlotta de Bevilacqua

DESCRIPTION

TECHNICAL DRAWINGS



FEATURES

| | | | |
|----------------------|---------------------|----------------|--------|
| Article Code: | BH02101 | Series: | Indoor |
| Colour: | White | | |
| Installation: | Suspension, Ceiling | | |

DIMENSIONS

| | |
|----------------|--------|
| Length: | cm 237 |
| Width: | cm 4.5 |
| Height: | cm 8.5 |

INCLUDED SOURCES

| | | | |
|------------------|-----|-------------------------------|-------------------|
| Category: | LED | Color temperature (K): | 4000K |
| Number: | 1 | Color Tolerance: | MacAdam 2SDCM |
| Watt: | 80W | Service Life: | L90 (20K) 118000h |
| Type: | 0 | | |

LUMINAIRE

| | | | |
|--------------|-----|--------------------------------------|-----------|
| Watt: | 75W | Delivered lumens output (lm): | 5292lm |
| | | CCT: | 4000K |
| | | Efficiency: | 76% |
| | | Efficacy: | 70.57lm/W |
| | | CRI: | 90 |

Notes

Screen supplied separately. * Drivers use 2 DALI addresses.

ACCESSORIES



Louvre - 2368mm
6x4 optics - white
AE43001




Louvre - 2368mm
6x4 optics black
AE43004



A.39 - Mechanical
joint including 1
suspension cable
AT09500



Sharping wall
grazer lens Kit
(4pcs) - 26°x70°
elliptical lenses kit.
It has to be used
on top of S 20°
reflectors to get
an elliptical beam
(greter axis along
the module
length). It contains
4 lenses.
AF06000




Angle louvre - 90°
corner screen (on
same plane) -
White
BH44001




A.39 - Ceiling
bracket and
mechanical joint
AT09501



Angle louvre - 90°
corner screen (on
same plane) -
Black
BH44004



A.39 -
Suspension/Ceiling
- Corner (on same
plane) - White
BH35001



A.39 -
Undimmable
Feeding kit
including 2
suspension cables
(3 poles) 2000mm
(H)
AT10400



A.39 -
Suspension/Ceiling
- End Caps (2pcs) -
White
BH16401