


**A.39 Suspension/Ceiling - Direct Emission - 1184mm - 20° - 4000K -  
Undimmable - 2x4 Optics - Black**



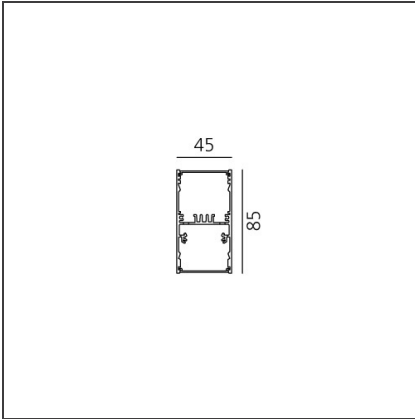
IP 20 

**DESIGN BY**

Carlotta de Bevilacqua

**DESCRIPTION**

**TECHNICAL DRAWINGS**



**FEATURES**

<b>Article Code:</b>	BH04104	<b>Series:</b>	Indoor
<b>Colour:</b>	Black		
<b>Installation:</b>	Suspension, Ceiling		

**DIMENSIONS**

<b>Length:</b>	cm 118
<b>Width:</b>	cm 4.5
<b>Height:</b>	cm 8.5

**INCLUDED SOURCES**

<b>Category:</b>	LED	<b>Color temperature (K):</b>	4000K
<b>Number:</b>	1	<b>Color Tolerance:</b>	MacAdam 2SDCM
<b>Watt:</b>	25W	<b>Service Life:</b>	L90 (20K) 118000h
<b>Type:</b>	0		

**LUMINAIRE**

<b>Watt:</b>	25W	<b>Delivered lumens output (lm):</b>	1764lm
		<b>CCT:</b>	4000K
		<b>Efficiency:</b>	76%
		<b>Efficacy:</b>	70.56lm/W
		<b>CRI:</b>	90

**Notes**

Screen supplied separately. \*Driver uses 1 DALI address

**ACCESSORIES**



Louvre - 1184mm  
2x4 optics white  
AE40001



Louvre - 1184mm  
2x4 optics black  
AE40004



A.39 - Mechanical  
joint including 1  
suspension cable  
AT09500



Sharping wall  
grazer lens Kit  
(4pcs) - 26°x70°  
elliptical lenses kit.  
It has to be used  
on top of S 20°  
reflectors to get  
an elliptical beam  
(greter axis along  
the module  
length). It contains  
4 lenses.  
AF06000




Angle louvre - 90°  
corner screen (on  
same plane) -  
White  
BH44001



A.39 - Ceiling  
bracket and  
mechanical joint  
AT09501



Angle louvre - 90°  
corner screen (on  
same plane) -  
Black  
BH44004



A.39 -  
Suspension/Ceiling  
- Corner (on same  
plane) - Black  
BH35004



A.39 -  
Undimmable  
Feeding kit  
including 2  
suspension cables  
(3 poles) 2000mm  
(H)  
AT10400



A.39 -  
Suspension/Ceiling  
- End Caps (2pcs) -  
Black  
BH16404