



# **A.39 Suspension - Direct + Indirect Emission - 1184mm - 20° - 3000K - Undimmable - 3x4 Optics - White**

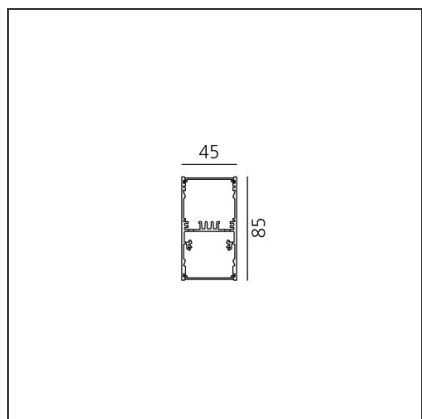

 IP 20 

## **DESIGN BY**

Carlotta de Bevilacqua

## **DESCRIPTION**

## **TECHNICAL DRAWINGS**



## **FEATURES**

<b>Article Code:</b>	BH08001	<b>Series:</b>	Indoor
<b>Colour:</b>	White		
<b>Installation:</b>	Suspension, Ceiling		

## **DIMENSIONS**

<b>Length:</b>	cm 118
<b>Width:</b>	cm 4,5
<b>Height:</b>	cm 8,5

## **INCLUDED SOURCES**

<b>Category:</b>	LED	<b>Color temperature (K):</b>	3000K
<b>Number:</b>	1	<b>Color Tolerance:</b>	MacAdam 2SDCM
<b>Watt:</b>	38W	<b>Service Life:</b>	L90 (20K) 118000h
<b>Type:</b>	0		
<b>Category:</b>	LED	<b>Color temperature (K):</b>	3000K
<b>Number:</b>	1	<b>Color Tolerance:</b>	MacAdam 2SDCM
<b>Watt:</b>	26W	<b>Service Life:</b>	L90 (20K) 118000h
<b>Type:</b>	0		

## **LUMINAIRE**

<b>Watt:</b>	64W	<b>Delivered lumens output (lm):</b>	5429lm
		<b>CCT:</b>	3000K
		<b>Efficiency:</b>	81%
		<b>Efficacy:</b>	84.82lm/W
		<b>CRI:</b>	90

## **Notes**

Screen supplied separately. \*Driver uses 1 DALI address

**ACCESSORIES**


Louvre - 1184mm  
3x4 optics white  
AE41001



Louvre - 1184mm  
3x4 optics black  
AE41004



A.39 - Mechanical  
joint including 1  
suspension cable  
AT09500



Sharping wall  
grazer lens Kit  
(4pcs) - 26°x70°  
elliptical lenses kit.  
It has to be used  
on top of S 20°  
reflectors to get  
an elliptical beam  
(greter axis along  
the module  
length). It contains  
4 lenses.  
AF06000



Angle louvre - 90°  
corner screen (on  
same plane) -  
White  
BH44001



Angle louvre - 90°  
corner screen (on  
same plane) -  
Black  
BH44004



A.39 -  
Suspension/Ceiling  
- Corner (on same  
plane) - White  
BH35001



A.39 -  
Undimmable  
Feeding kit  
including 2  
suspension cables  
(3 poles) 2000mm  
(H)  
AT10400



A.39 -  
Suspension/Ceiling  
- End Caps (2pcs) -  
White  
BH16401