


QUALITY MARKS



COLOURS



**SHARP STELO**

**Ground outdoor luminaire, available with mono-direction or double-direction light constructed of:**

- Painted die-cast aluminium body
- Satin glass diffuser
- Aluminium reflector
- Silicon gaskets
- Stainless steel screws
- Painting using high resistance to UV and corrosion polyester powders

**NOTES**

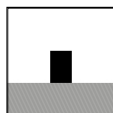
Double direction light

Code	Light source	Power	Lum. Flux *	Colour Temperature
7024.66X	LED	2x9W	2x1240 lm	4000 K
7024.67X	LED	2x9W	2x1160 lm	3000 K

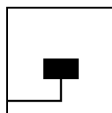
\* Lumen rating is related to the flux emitted by the LED module and not to the flux emitted by the appliance

**LED**

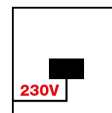
Energy class:  
This product contains an energy efficiency class (E) light source that complies with Regulation (EU) No 2019/2015



Floor mounting



Single power supply cables input



LED:  
LED's direct operation at 220/240V 50/60Hz. No power supply is required.

**IK 07**

Impact Energy (J):  
2