

OTTO CEILING

1T6343

LIGHT SOURCE **LED** COLOUR TEMPERATURE **3000K** POWER (SOURCE) **3W** CRI **84** BEAM ANGLE **SP-FL** OPTIC **ZOOM**
 COLOUR AND FINISH **DEEP BLACK** POWER SUPPLY **1050mA** DRIVER INCLUDED **NO** INSULATION CLASS **CLASS 3**
 GLOBAL IP OR HOUSING **IP20** F CLASS **YES**



CONCEPT

Adjustable LED micro-projector mounted on a base with an optical beam adjustment system.

MATERIALS

Anodised or white painted aluminium body and painted metallic pole connected together with a balljoint that makes it possible to adjust the spotlight body from 0°/-90° on the vertical plane and 330° on the horizontal plane. Blocking equipped with a friction system in the horizontal and vertical plane. Passive heat sink cooling system.

SOURCE

High Efficiency LED Emitter Ra84.

OPTIC

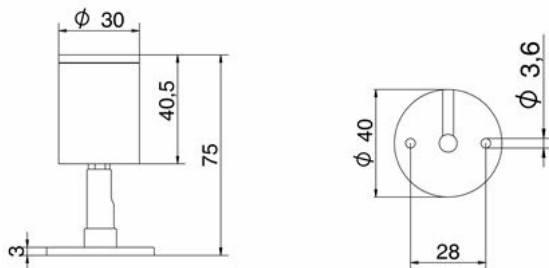
Optical beam adjustment system from 14° to 34° composed of a plano-convex lens and an adjustable front ring.

INSTALLATION

Screw tightening mounting system with a metal base.

POWER SUPPLY

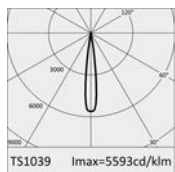
To be completed with electronic driver. Pre-wired with 300mm of wire. 1050mA



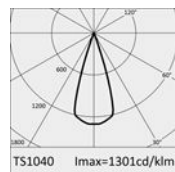
All the measures are expressed in mm

Photometries

	3000K Ra84	H(m)	D(m)	E _{max} (lx)
	Fixture Power 5W		14°	
	Source Flux 370lm	1	0.24	2069
	Fixture Flux 117lm	2	0.49	517
	Efficacy 23lm/W	3	0.73	230
		4	0.98	129
		5	1.22	83

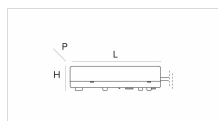


	3000K Ra84	H(m)	D(m)	E _{max} (lx)
	Fixture Power 5W		34°	
	Source Flux 370lm	1	0.62	481
	Fixture Flux 141lm	2	1.23	120
	Efficacy 28lm/W	3	1.85	53
		4	2.46	30
		5	3.08	19



Related Codes

Electrical



1T6524

Power Supply

Electronic power supply 42W,
LxHxP=129x30x42mm, 220-240V-AC
50-60Hz, 1050mA, IP20. Can drive
simultaneously up to 12 OTTO 1x.
OTTO Semi-Recessed: driver's size
is bigger than the cutout hole
needed by the luminaire.

Accessory Codes

Installation



1T6529

Canopy

Canopy for electrical connection Ø
40mm H 18mm. Deep Black.