

# ANNEX

## Data Sheet

Suspension M LED



ANNEX Suspension M LED • reflector: polished aluminum



ANNEX Suspension M LED • reflector: opal acrylic glass



ANNEX Suspension M LED • reflector: opal acrylic glass

The Annex luminaire range is the result of a profound understanding of light and design. Various inner reflectors are available; the latter combined with the elegant glass shade create a formal unity and permit different lighting effects.

Examples of applications:  
Private and commercial spaces.  
Singly for central ceiling mounting and in series, e.g. in hallways, over kitchen worktops, bars, reception and sales counters.

### Technical data sheet

Downlight and ceiling luminaire in one ally suited for standardized ceiling mounting, Annex is designed to lend itself to a variety of uses. The new LED version combines timeless design with durable LED technology. Thanks to a standardized fitting system the LED unit can be replaced. And given the illuminant's long life, Annex Suspension with LED is an ideal choice for commercial premises.

Design: Prof. Uwe Fischer

### Awards

Baden-Württemberg International Design Award (Internationaler Designpreis Baden-Württemberg) Focus Silber 2011, German Design Award (Designpreis der Bundesrepublik Deutschland) nomination 2012

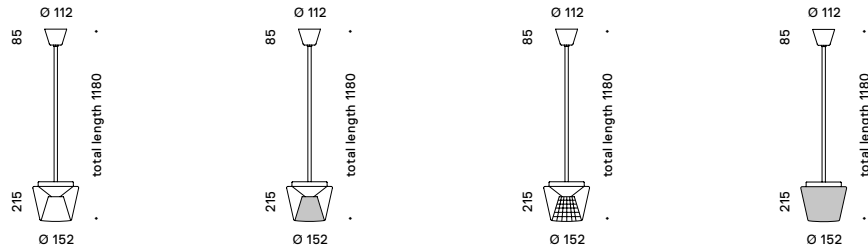


### Material & surfaces



Material canopy, suspension	aluminum			
Surface canopy	high gloss polished and powder coated RAL 9010			
Surface suspension	chrome-plated			
Glass shade	mouth-blown clear	mouth-blown clear	mouth-blown clear	mouth-blown opal
Reflector	opal acrylic glass	polished aluminum	faceted crystal glass	-

### Dimensions



### Technical data


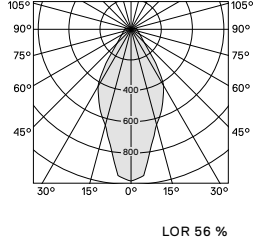

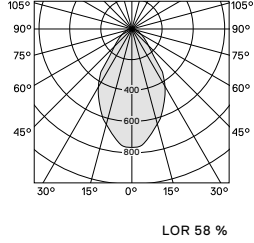

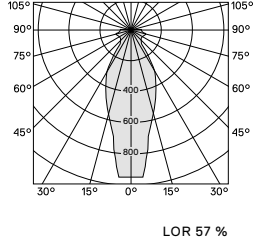

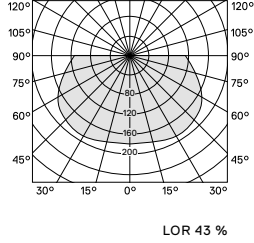
Illuminant	LED CoB (The LED circuit board can be replaced by qualified staff)							
Power (nominal value) <sup>1</sup>	13 W	24 W	13 W	24 W	13 W	24 W	13 W	24 W
Luminous flux LED 2700K (nominal value) <sup>1</sup> / Color temperature 3000K	1300 lm	2600 lm	1300 lm	2600 lm	1300 lm	2600 lm	1300 lm	2600 lm
Color rendering index	> 90 CRI (other color rendering indices available on request)							
Operating voltage	primary 220 – 240 V AC, secondary 36 V DC (power factor 0.9) (13 W and 24 W models also available as primary 110 V AC, secondary 36 V DC)							
Control <sup>4</sup>	TRIAC	DALI 1 – 10 V	TRIAC	DALI 1 – 10 V	TRIAC	DALI 1 – 10 V	TRIAC	DALI 1 – 10 V
Average lifetime LED	50,000 h <sup>2</sup>							
Energy efficiency class	A++ to A							
Guarantee	2 years							
Mounting	easy tool-free mounting of glass shade via bayonet catch							
Weight	ca. 3.8 kg							



The crossed-out wheelee bin indicates that this electrical appliance must not be disposed of via household waste. In order to protect human health and the environment against potentially hazardous substances, at the end of its lifecycle this product can be taken to a collection point close to you and disposed of free of charge there. This separate disposal enables electrical appliances to be reused or recycled.

### Photometric data sheet

Depending on the version, different light emissions and moods can be achieved: Even light distribution throughout the room with opal shade without inner reflector. More targeted with clear shade and conic opal reflector for light directly downwards and softly dispersed all round. A more dramatic lighting effect is achieved with a reflector of polished aluminum: directly downwards and diffuse via ceiling. Brilliant: with a reflector of faceted crystal glass.

			Power (measured value) <sup>1</sup>	Color Temperature	CRI	Luminous flux (measured value) <sup>1</sup>
<b>ANNEX Suspension M LED</b> Clear glass shade Reflector opal acrylic glass			14 W	2700 K	80	860 lm
				90	690 lm	
			28 W	3000 K	80	900 lm
				90	750 lm	
				2700 K	80	1720 lm
				90	1430 lm	
	3000 K	80	1800 lm			
	90	1500 lm				
Light: directed downwards, scattered all round						
<b>ANNEX Suspension M LED</b> Clear glass shade Reflector polished aluminum			14 W	2700 K	80	900 lm
				90	750 lm	
			28 W	3000 K	80	940 lm
				90	870 lm	
				2700 K	80	1790 lm
				90	1490 lm	
	3000 K	80	1880 lm			
	90	1560 lm				
Light: directed downwards, all round diffuse						
<b>ANNEX Suspension M LED</b> Clear glass shade Reflector crystal glass			14 W	2700 K	80	890 lm
				90	740 lm	
			28 W	3000 K	80	930 lm
				90	770 lm	
				2700 K	80	1770 lm
				90	1470 lm	
	3000 K	80	1850 lm			
	90	1540 lm				
Light: directed downwards, all round decorative						
<b>ANNEX Suspension M LED</b> Opal glass shade			14 W	2700 K	80	660 lm
				90	550 lm	
			28 W	3000 K	80	690 lm
				90	580 lm	
				2700 K	80	1320 lm
				90	1100 lm	
	3000 K	80	1380 lm			
	90	1150 lm				
Light diffusely scattered all round						





Please note:

You can download the photometric data (EULUMDAT) from <http://serien.com/downloads/>.

All values are rated values. Power and luminous flux are subject to an initial tolerance of +/- 10%.

Tolerance of color temperature: +/-150 K. When not otherwise indicated the values apply for an ambient temperature of 25 °C.

### Article numbers

		Output (nominal value) <sup>1</sup>	Control Technology <sup>4</sup>	CRI <sup>3</sup>	Color Temperature <sup>3</sup>	Article Number
	<b>ANNEX Suspension M LED</b> Clear glass shade Reflector opal acrylic glass	13 W	TRIAC	> 90	2700 K	AN3101
					3000 K	AN3102
	24 W	DALI	> 90	2700 K	AN3105	
				3000 K	AN3106	
				2700 K	AN3103	
				3000 K	AN3104	
	<b>ANNEX Suspension M LED</b> Clear glass shade Reflector polished aluminum	13 W	TRIAC	> 90	2700 K	AN3111
					3000 K	AN3112
	24 W	DALI	> 90	2700 K	AN3116	
				3000 K	AN3117	
				2700 K	AN3113	
				3000 K	AN3114	
	<b>ANNEX Suspension M LED</b> Clear glass shade Reflector crystal glass	13 W	TRIAC	> 90	2700 K	AN3121
					3000 K	AN3122
	24 W	DALI	> 90	2700 K	AN3125	
				3000 K	AN3126	
				2700 K	AN3123	
				3000 K	AN3124	
	<b>ANNEX Suspension M LED</b> Opal glass shade	13 W	TRIAC	> 90	2700 K	AN3131
					3000 K	AN3132
	24 W	DALI	> 90	2700 K	AN3183	
				3000 K	AN3184	
				2700 K	AN3133	
				3000 K	AN3134	

### Recommended dimmers

The following list is the result of internal tests conducted in a controlled environment. However, in some cases there is a possibility that owing to technical specifications (e. g., drivers, cables, switches, etc.) a specific combination of dimmer and LEDs does not work. As such our recommendations do not represent a guarantee.

<b>ANNEX Suspension M LED</b>	13 W	TRIAC	MERTEN MEG5300-0001 FELLER 40200.LED (all variants) JUNG 225NV DE MERTEN MEG5134
-------------------------------	------	-------	---

<sup>1</sup> The nominal and measured values given refer to the illuminants employed at the time the data sheet was compiled. Subject to alterations.

<sup>2</sup> Specified by the manufacturer. serien Raumeuchten GmbH assumes no liability for the accuracy of the information.

<sup>3</sup> Other versions available on request.

<sup>4</sup> Control via DALI or 1-10V requires 5-wire mains cable.