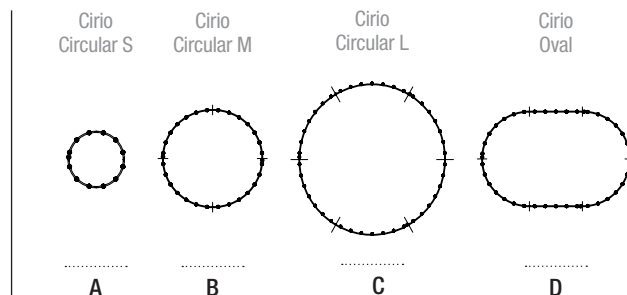


# Cirio Circular

Antoni Arola, 2010  
Pendant Lamps



“The origins of this family stem from the large conventional lamps for indoor public settings. My early inspiration appears to have been in Istanbul in the great Hagia Sophia.” – Antoni Arola

This system was designed with a view to using LED technology to create non-aggressive lighting for large spaces, inspired by the great lamps of Istanbul’s Hagia Sophia mosque. The polyvalent structure allows for circles with differing diameters to produce a range of formats. When combined, these circles create a rich play on composition.

Created for large-scale projects with unique lighting requirements, Cirio Oval combines straight lines and semi-circles, producing lamps that are as large as necessary.

Its design easily accommodates changing the shade to create different ambiances and arrangements from Sargadelos porcelain (lighting up with the warmth of an altar candle) to translucent opal glass or the opaque grace of brass.

## GENERAL DESCRIPTION

Capsule with LED module, translucent white diffuser and heat sink with black matte finish.

3 lampshade options: white porcelain, polished brass and white opal glass.  
2 options of adjustable black metallic canopy with built-in equipment: circular (CE Market): regulation DALI / DSI / SWITCH DIM, or rectangular: regulation 1-10V / DALI. Not included external dimmer switch.  
Suitable for Junction Box (UL market).

Black aluminium circular structure

(A)  $\varnothing$  130 cm / 51.1” for 12 lampshades.

(B)  $\varnothing$  300 cm / 118.1” for 28 lampshades.

(C)  $\varnothing$  520 cm / 204.7” for 42 lampshades.

(D) Combination of the linear and circular M ( $\varnothing$  300 cm / 118.1”) models.

Electric cable length: 5 m / 196.8”

## LIGHT SOURCE

Light source included  
(A) 12 (B) 28 (C) 42 (D) 28 + 5 +  
5 x Modules of 4 LEDs  
Circular canopy (CE Market):  
Power: 3,7 W  
Operating current: 350 mA  
T<sup>a</sup> Colour : 2.700 K  
CRI: 90  
Lifetime: 40.000 h

Rectangular canopy:  
Power: 7,7 W  
Operating current: 700 mA  
T<sup>a</sup> Colour : 2.700 K  
CRI: 90  
Lifetime: 40.000 h  
Luminous flux: (350 / 700 mA):  
(A) 4.992 / 9.024 lm  
(B) 11.648 / 21.056 lm

(C) 17.472 / 31.584 lm  
(D) 15.808 / 28.576 lm  
Built-in adjustable LED.  
Not included external dimmer switch.  
Energy efficiency class (E.E.C):  
A++... A.  
Suitable only for indoor use.  
Always use this light source.

Input voltage : 120 ~ 277 Vac.  
(50 Hz / 60 Hz).  
According to destination.

Luminous performance with lampshade:  
- White porcelain: 29%  
- Polished brass: 29.3%  
- White opal glass: 87%

**APROXIMATE WEIGHT** (unpacked)

(Weight with porcelain lampshade)

(A) Cirio Circular S:  
13 Kg / 28.6 lb  
(B) Cirio Circular M:  
33 Kg / 72.8 lb

(C) Cirio Circular L:  
47 Kg / 103.5 lb  
(D) Cirio Oval:  
46 Kg / 101.5 lb

Lampshades:  
Porcelain: 0,5 Kg / 1.1 lb  
Brass: 0,6 Kg / 1.3 lb  
White opal glass: 0,3 Kg / 0.7 lb

**REGULATIONS**



UNE-EN 60598  
UNE-EN 55015  
UNE-EN 62031  
UNE-EN 60529  
UNE-EN 61000-3-2



Dry and damp location  
UL-1598  
UL-8750  
E-336377

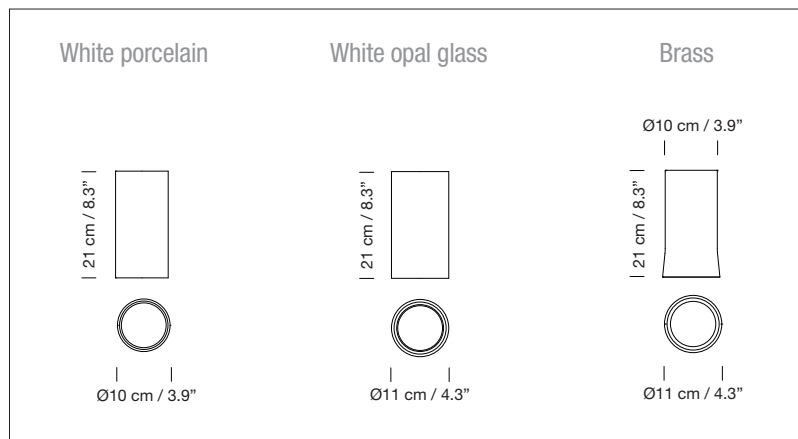
**MAINTENANCE**

Clean with a smooth cloth. Do not use ammonia, solvents or abrasive cleaning products.

**OTHERS**

The lamp is delivered in different packages.  
The assembly instructions are delivered with the product.

**LAMPSHADES**



MODELS

**Cirio circular S**

Min. 20 / Max. 250 cm  
Min. 7.9 / Max. 98.4"

33 cm / 13"

5 cm / 2"

Ø130 cm / 51.2"

22 cm / 8.7"

50 cm / 19.7"

Min. 100 / Max. 615 cm  
Min. 39.4 / Max. 242"

10 cm / 3.9"

34 cm / 13.4"

**Rectangular canopy**

Min. 20 / Max. 250 cm  
Min. 7.9 / Max. 98.4"

47 cm / 18.5"

Ø130 cm / 51.2"

22 cm / 8.7"

Ø3 cm / 1.2"

50 cm / 19.7"

Min. 155 / Max. 615 cm  
Min. 61 / Max. 242"

34 cm / 13.4"

**Circular canopy**  
(Only CE market)

**Cirio circular M**

Min. 20 / Max. 250 cm  
Min. 7.9 / Max. 98.4"

33 cm / 13"

5 cm / 2"

Ø300 cm / 118.1"

22 cm / 8.7"

50 cm / 19.7"

Min. 100 / Max. 615 cm  
Min. 39.4 / Max. 242"

10 cm / 3.9"

34 cm / 13.4"

**Rectangular canopy**

Min. 20 / Max. 250 cm  
Min. 7.9 / Max. 98.4"

47 cm / 18.5"

Ø300 cm / 118.1"

22 cm / 8.7"

Ø3 cm / 1.2"

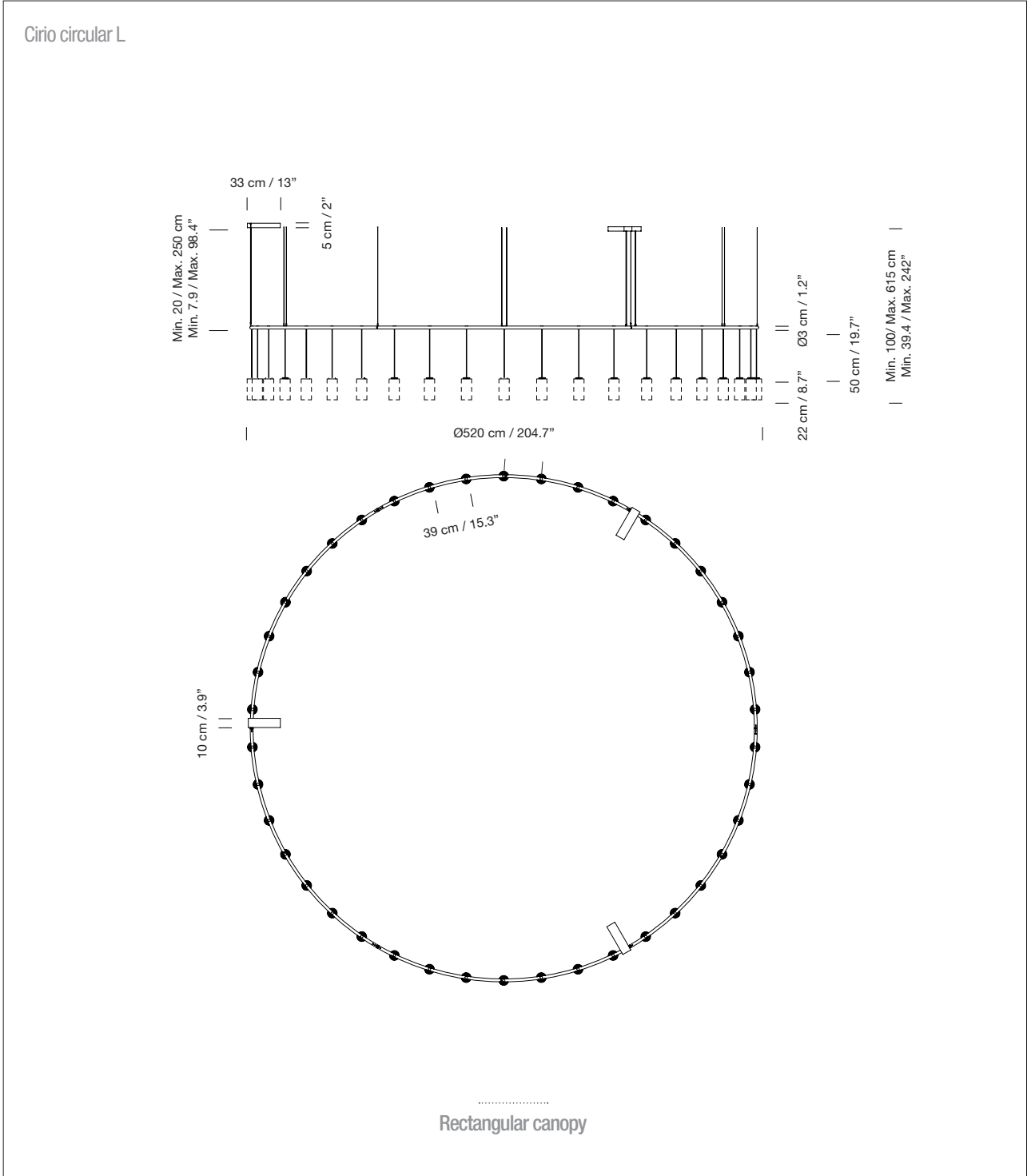
50 cm / 19.7"

Min. 155 / Max. 615 cm  
Min. 61 / Max. 242"


34 cm / 13.4"

**Circular canopy**  
(Only CE market)

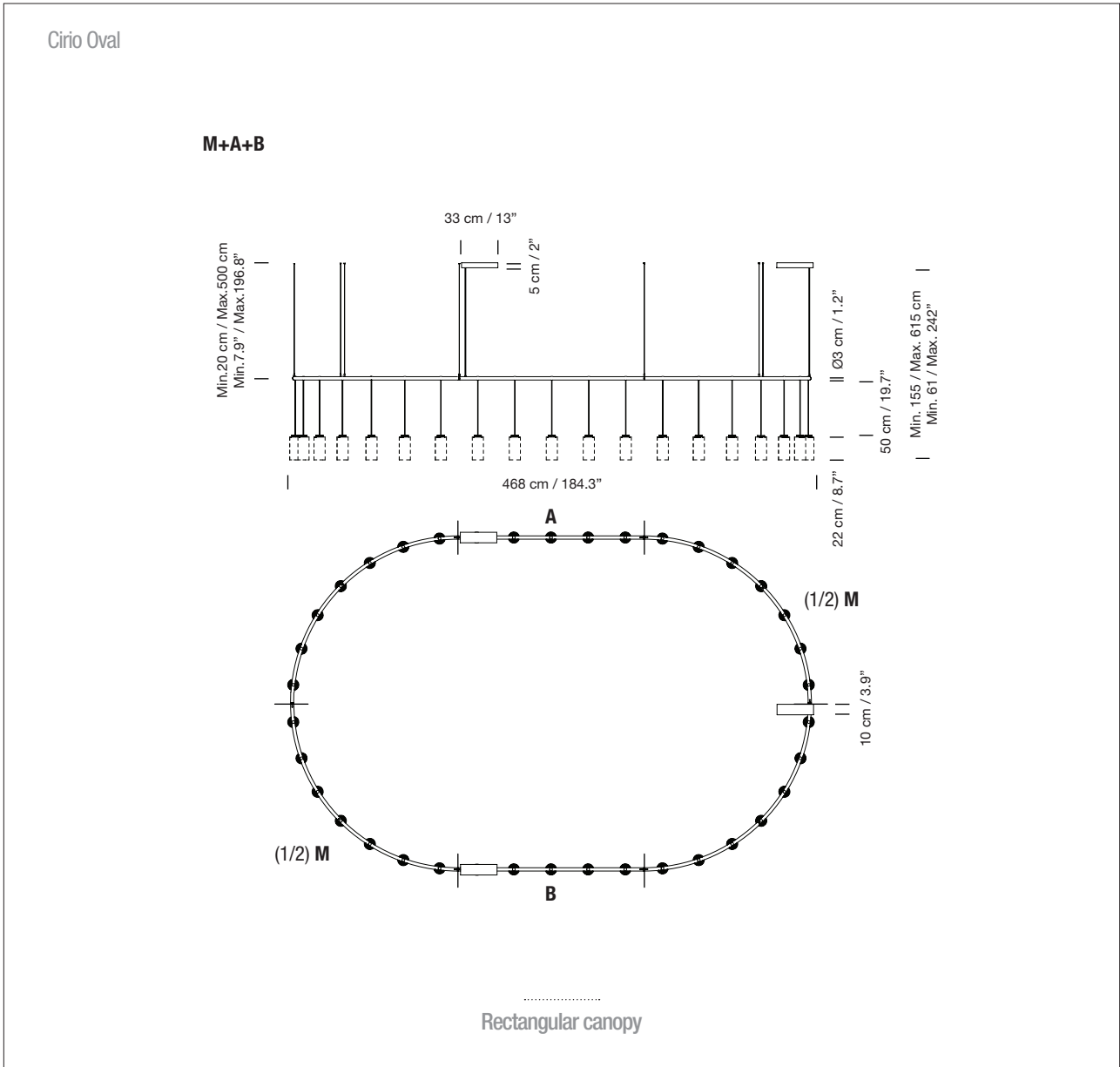
MODELS



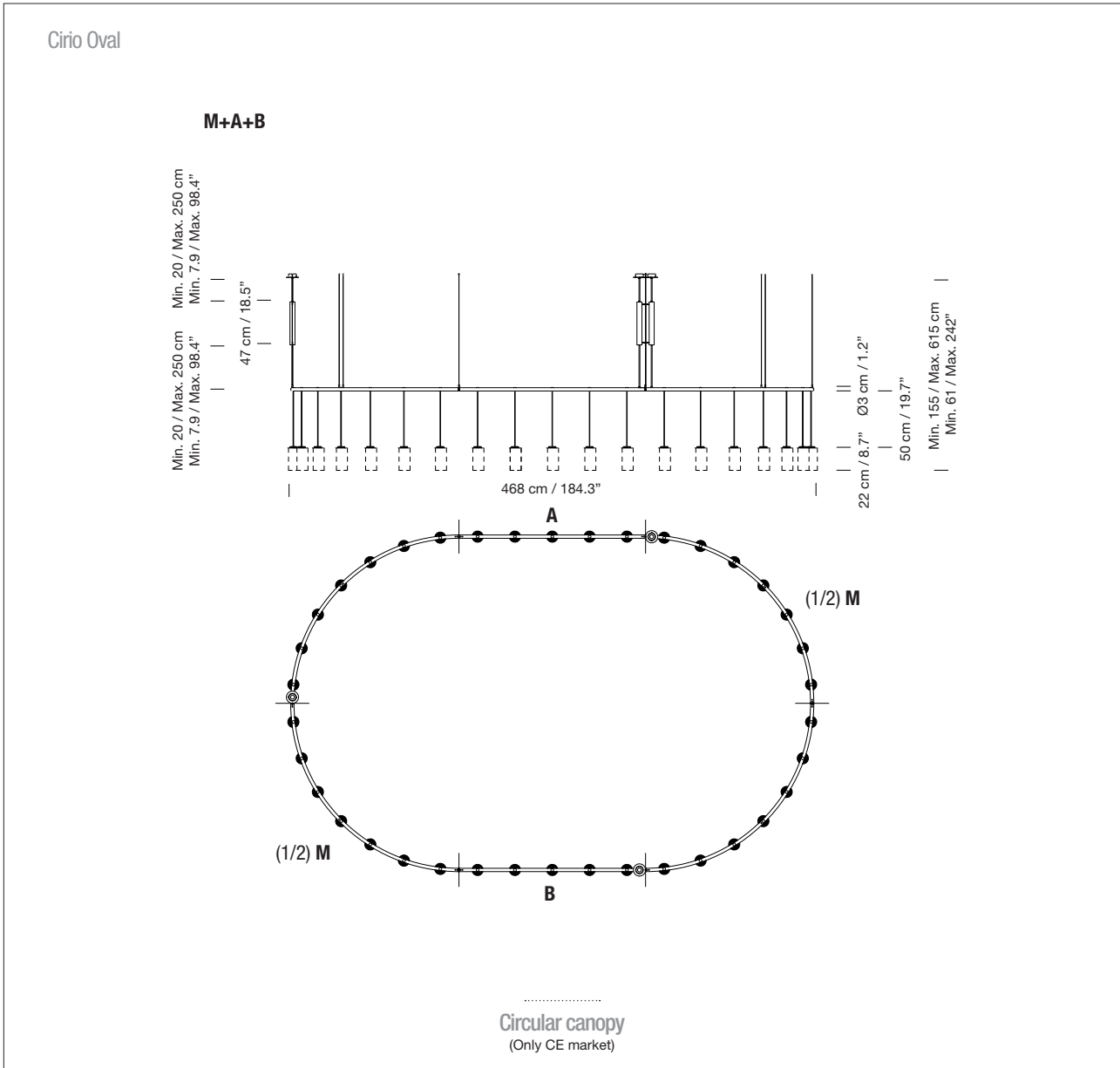
MODELS



MODELS



MODELS




COLLECTION

Pendant lamps



Cirio Simple



Cirio Múltiple



Cirio Cascada



Cirio Circular



Cirio Lineal



Cirio Chandelier