



REF.

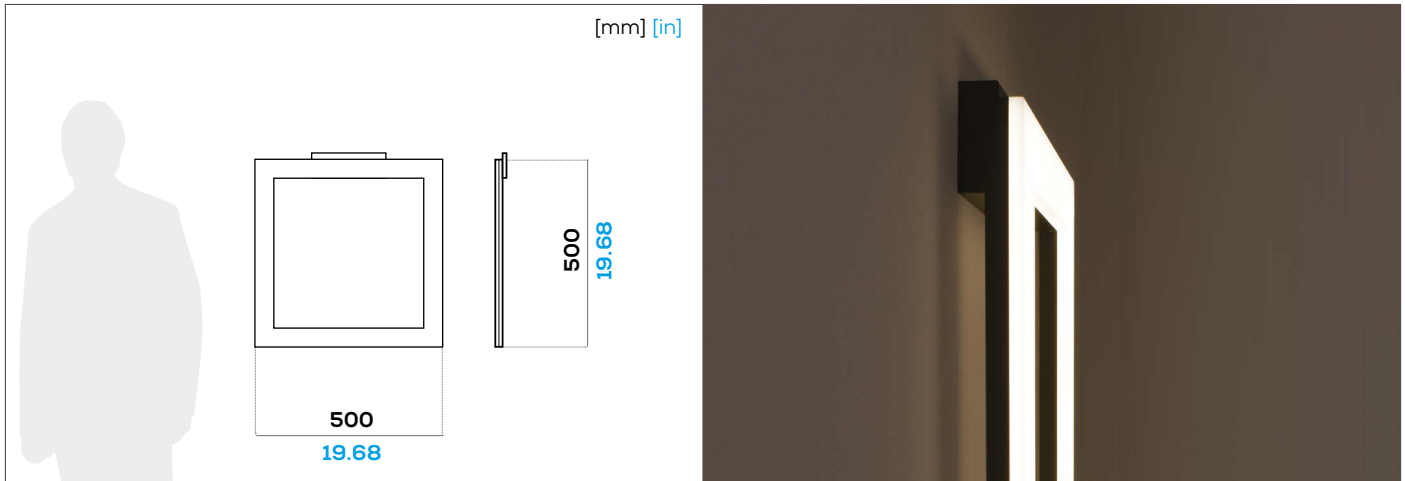
Per ogni voce selezionare l'opzione scelta
For each item select the chosen option

1

.LOOM

FOLIO®

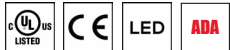
product type	sizes	LED position	CCT	al finish	op finish	fixing	warranty	dim.	LED type	IP Rating	Indirect Light			
Q.ty	05 05													



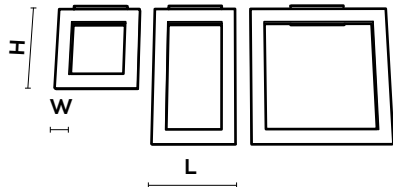
W 50 W 1.96
500 x 500 mm 19.68 x 19.68 in

Altre dimensioni disponibili.
Custom size available.

CERTIFICATIONS



APPLICATIONS



TECHNICAL DESCRIPTION

LOOM fa parte della serie di prodotti MINI, ideale per creare varie composizioni. Omogeneità luminosa garantita dal diffusore opale con spessore 10 mm e dalla lastra interna in metacrilato incisa a laser con tecnologia edge lighting. Protezione esterna con scocca in alluminio per favorire la rigidità e la dissipazione del calore. LED Nichia ad alta efficienza energetica, dimmerabili 0-10 V, DALI, DMX o Casambi. Disponibile nelle versioni con alimentatore remoto o con alimentatore integrato.

LOOM is part of the MINI product series, ideal for creating various compositions. Homogeneous luminosity is guaranteed by the opal diffuser with a thickness of 10 mm. The internal methacrylate plate is laser engraved with lighting edge technology. The external protection made of an aluminum shell favours rigidity and heat dissipation. The Nichia LEDs with high energy efficiency, are dimmable 0-10 V, DALI, DMX or Casambi. Available either with remote or integrated power supply.



REF.

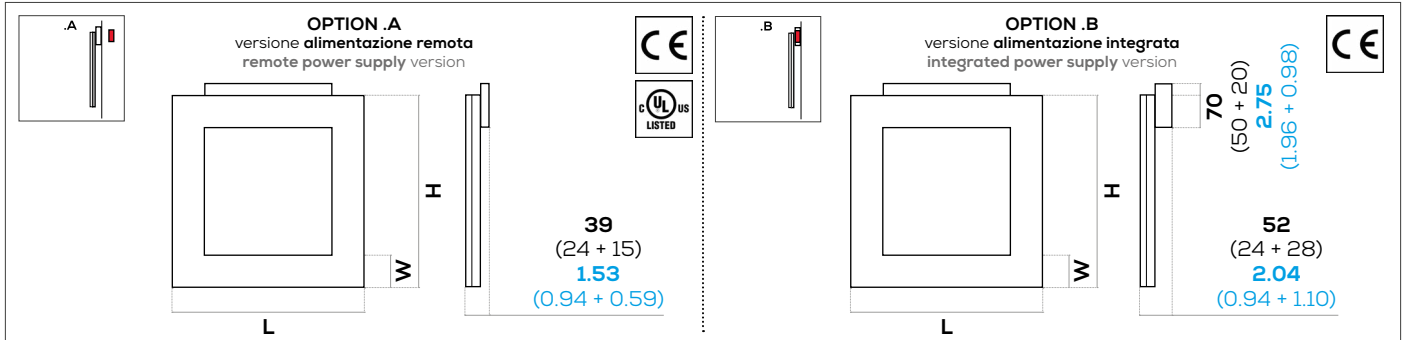
Per ogni voce selezionare l'opzione scelta
For each item select the chosen option

2

.LOOM

FOLIO®

product type	sizes	LED position	CCT	al finish	op finish	fixing	warranty	dimmm.	LED type	IP Rating	Indirect Light			
Q.ty	05 05													

QUANTITÀ
QUANTITIESW 50 W 1.96
500 x 500 mm 19.68 x 19.68 in

PHYSICAL SPECS.

Tipologia di prodotto:
Product type:

- LO.A** Versione con **alimentazione remota**
(alimentatore non incluso)
Remote power supply version
(power supply not included)
- LO.B** Versione con **alimentazione integrata**
(alimentatore non incluso)
Integrated power supply version
(power supply not included)

Spessore:
Thickness:**LO.A** 39 mm
1.53 inSpessore:
Thickness:**LO.B** 52 mm
2.04 inPeso:
Weight:4,5 kg
9.92 lbMateriali:
Materials:Alluminio - Metacrilato
Aluminum - MethacrylateDimensioni:
Sizes:

W 50 mm
1.96 in

H 500 mm
19.68 in

L 500 mm
19.68 in

GENERAL SPECS.

Installazione:
Fixing: **W** A parete
WallAmbiente di utilizzo:
Environment of use:Interno
IndoorDurata LED:
LED lifespan:L90 > 60.000 ore a 50° Celsius
L90 > 60.000 hours at 50° CelsiusBlue light risk group:
Blue light risk group:EXEMPT UNLIMITED (200 mm)
EXEMPT UNLIMITED (7.87 in)Garanzia:
Warranty:

2Y 2 anni
2 years

5Y Su richiesta estensione fino a 5 anni
On request extension up to 5 years

FINISHES

Finiture alluminio:
Aluminum finishes:

- W** bianco
white
- B** nero
black
- S** speciale (verniciatura o ossidazione)
special (liquid painting or oxidation)

Finiture opale:
Opal finishes:

- M** opaco
matte
- G** lucido
gloss
- OM** opale fresato
opal milling
- OS** opale inciso laser
opal sculpture
- OP** opale + stampa
opal + print
- OA** opale + stampa lucida (Folio Art)
opal + glossy print (Folio Art)



.LOOM



Q.ty	product type	sizes	LED position	CCT	al finish	op finish	fixing	warranty	dimm.	LED type	IP Rating	Indirect Light				
		05 05														

ELECTRICAL SPECS.

Voltaggio:

Voltage:

Driver - alimentatore:

Driver - power supply:

Dimmerabilità:

Dimmability:

24V DC

AC/DC 24V

 O10 0-10 V **DA** DALI **DM** DMX **CA** Casambi

LED

Tipologia LED:

LED type:

 N **NICHIA 757 R9050** **O** *Nichia Optisolis™ (su richiesta)*
Nichia Optisolis™ (on request) **V** *Nichia Vitasolis™ (su richiesta)*
Nichia Vitasolis™ (on request)

Posizione LED:

LED position:

 P1 Perimetro esterno
External perimeter

Consumo:

Consumption:

P1 47 W

Flusso luminoso output:

Luminous flux output:

P1 2304 lm

Indice di resa cromatica:

Color rendering index:

N Standard:
CRI = Ra min. 90 - R9 min. 50**O** *Su richiesta Ra = 100*
(Nichia Optisolis™)
On request Ra = 100
(Nichia Vitasolis™)

Grado di protezione:

IP rating:

- 40** Standard:
IP40
- 65** *IP65 (su richiesta)*
IP65 (on request)
- DL** *Damp Location (su richiesta)*
Damp Location (on request)

Temperatura colore LED:

LED color temp. (CCT):

- 27** 2700 K
- 30** 3000 K
- 35** 3500 K
- 40** 4000 K
- 57** 5700 K
- TW** Tunable White (2700 K - 5700 K)
- RQ** *Su richiesta 2000K, 2200K, 2500K,*
5000K, 6500K, RGB, RGBW and
RGBTW
On request 2000K, 2200K, 2500K,
5000K, 6500K, RGB, RGBW and
RGBTW

UGR

Indici di riflessione:

Reflectance indexes:

X = 4H, Y = 8H, S = 0,25H

70/ 50/ 20

UGR trasversale:

UGR crosswise:

< 19

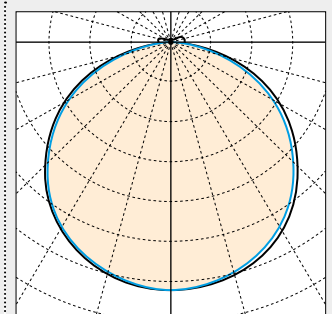
UGR longitudinale:

UGR endwise:

< 19

POLAR DIAGRAM

[cd/klm]



C180 C270 C0 C90



REF.



Per ogni voce selezionare l'opzione scelta
For each item select the chosen option

4

.LOOM








Q.ty	product type	sizes	LED position	CCT	al finish	op finish	fixing	warranty	dim.	LED type	IP Rating	Indirect Light				
		05 05														

LIGHTING ACCESSORIES






Folio Indirect Light:



FOLIO BASE

- 27  2700 K
- 30  3000K
- 35  3500K
- 40  4000K
- 57  5700K
- RQ *Su richiesta 2000K, 2200K, 2500K, 6500K, RGB and RGBW*
On request 2000K, 2200K, 2500K, 6500K, RGB and RGBW

FOLIO LINEAR

- TINY TINY
- TY45 TINY 45
- STK STOCKY
- 30  3000K
- 40  4000K
- 57  5700K
- TW  Tunable White (2700 K - 5700 K)
- R  RGB
- RQ *Su richiesta 2000K, 2200K, 2500K, 2700K, 3500K and 6500K*
On request 2000K, 2200K, 2500K, 2700K, 3500K and 6500K

KEY TO SYMBOLS

Folio Indirect Light:

