

Beacon LED XL Muse

BEACON XL MUSE 3K SSC01 L3 WHT
2059327



Product features

- 2059327 BEACON XL MUSE 3K SSC01 L3 WHT Integrated LED spotlight, white RAL 9016, unique soft-touch ring, adjustable beam angle from a 10° spot to a 70° flood, compact and minimalist design, ideal for museum, gallery and high-end retail applications, die-cast aluminium body, passive cooling heatsink, beam angle: 10° spot to 70° flood, optics: aspheric glass lens, colour temperature: 3000K warm white, total system power: 41W, total fixture output: 2544lm, luminaire efficacy: 62lm/W, LOR: 100%, super high colour rendering: Ra 97 typical, R9 value at 90, LED Chromacity: 3 step MacAdam ellipse, lifetime: 50,000 hours at 70% of the original output (L70), energy class: A++, A+, A, IR/UV free light source without heat radiation, operating voltage: 220-240V / 50-60Hz, drive current: 1050mA, electronic driver, SylSmart SSC, power factor: 0.95, electrical protection: CLASS I, 3-circuit track adaptor, suitable for Concord Lytespan 3 track, ingress protection rating: IP20, suitable for internal environment on...



PRODUCT OVERVIEW

| | |
|-----------------------------|--------------------------------|
| IPC Code | 2059327 |
| Product name | BEACON XL MUSE 3K SSC01 L3 WHT |
| Technology | LED |
| Housing | Aluminium |
| Mount | Track mounting |
| Environment | Internal |
| General application | Museums & Galleries, Retail |
| Certifications | EUNEW009 |
| ETIM Class | EC001744 |
| Fixture luminous flux (lm) | 2544 |
| Luminaire efficacy (lm/W) | 62 |
| LOR (%) | 100 |
| Colour temperature (K) | 3000 |
| Light colour | Warm White |
| CRI (Ra) | 97 |
| Colour Consistency (SDCM) | 3 |
| Beam Angle (°) | 10 |
| Photobiological Risk Group | RG0 |
| Total power consumption (W) | 41 |
| Electrical protection | Class I |
| Control gear type | Electronic ballast |
| Minimum dimming level (%) | 95 |
| Average life (Nominal) (h) | 50000 |
| Housing colour | White |
| IP rating | IP20 |
| Product EAN number | 5025768593279 |
| Lamps | Yes |
| Included lamp | INTEGRATED LED |

Beacon LED XL Muse

BEACON XL MUSE 3K SSC01 L3 WHT
2059327

DATA TABLE

General data

| | |
|----------------------------------|--------------------------------|
| IPC Code | 2059327 |
| Product name | BEACON XL MUSE 3K SSC01 L3 WHT |
| Technology | LED |
| Housing | Aluminium |
| Mount | Track mounting |
| Environment | Internal |
| General application | Museums & Galleries,Retail |
| Operating temperature rated (°C) | 25 |
| Certifications | EUNEW009 |
| ETIM Class | EC001744 |

Optical data

| | |
|----------------------------|------------|
| Fixture luminous flux (lm) | 2544 |
| Luminaire efficacy (lm/W) | 62 |
| LOR (%) | 100 |
| Colour temperature (K) | 3000 |
| Light colour | Warm White |
| CRI (Ra) | 97 |
| Colour Consistency (SDCM) | 3 |
| Adjustable chromaticity | N |
| Beam Angle (°) | 10 |
| Distribution type | Direct |
| Photobiological Risk Group | RG0 |

Electrical data

| | |
|-----------------------------------|--------------------|
| Total power consumption (W) | 41 |
| Mains voltage (V) | 220-240V~ |
| Lamp power factor | 0.95 |
| Electrical protection | Class I |
| Control gear type | Electronic ballast |
| Minimum dimming level (%) | 95 |
| Drive current (mA) | 1050 |
| Inrush Current (A) | 5 |
| Inrush Duration (µs) | 50 |
| Max. Luminaires per 10A C Breaker | 52 |
| Max. Luminaires per 16A C Breaker | 85 |
| Max. Luminaires per 20A C Breaker | 54 |
| Max. Luminaires per 10A B Breaker | 32 |
| Max. Luminaires per 16A B Breaker | 50 |
| Max. Luminaires per 20A B Breaker | 63 |

Lifetime data

| | |
|----------------------------|-------|
| Average life (Nominal) (h) | 50000 |
|----------------------------|-------|

Physical data

| | |
|--|--|
| | |
|--|--|

Beacon LED XL Muse

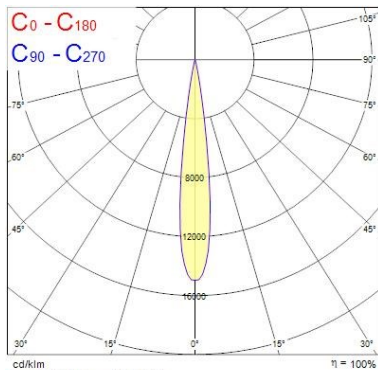
BEACON XL MUSE 3K SSC01 L3 WHT
2059327

| | |
|-------------------------------|-------|
| Vertical Tilt (°) | 90 |
| Horizontal rotation (°) | 355 |
| Housing colour | White |
| IP rating | IP20 |
| Reflector finish | None |
| Nominal Product Width (mm) | 165 |
| Nominal Product Height (mm) | 200 |
| Nominal Product Diameter (mm) | 115 |
| Weight (kg) | 1.7 |

Packaging

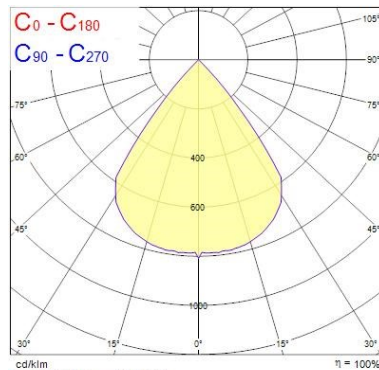
| | |
|---------------------------------------|----------------|
| Single packaging type | Carton |
| Product EAN number | 5025768593279 |
| Packaging single length / height (cm) | 25.0 |
| Packaging single width (cm) | 19.5 |
| Packaging single depth (cm) | 20.0 |
| DUN14 (outer) | 05025768593279 |
| Units per outer package | 1 |
| Packaging outer length / height (cm) | 25.0 |
| Packaging outer width (cm) | 19.5 |
| Packaging outer depth (cm) | 20.0 |

PHOTOMETRY



| Distance [m] | Cone diameter [m] | E ₀ [lx] | E ₁ [lx] |
|--------------|-------------------|---------------------|---------------------|
| 0.5 | 0.00 | 49123 | 49123 |
| 1.0 | 0.00 | 12281 | 12281 |
| 1.5 | 0.00 | 5488 | 5488 |
| 2.0 | 0.00 | 3070 | 3070 |
| 2.5 | 0.00 | 1965 | 1965 |
| 3.0 | 0.00 | 1366 | 1366 |

Distance [m] Cone diameter [m] Illuminance [lx]
C0 - C180 (Half beam angle: 0.0°)

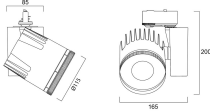


| Distance [m] | Cone diameter [m] | E ₀ [lx] | E ₁ [lx] |
|--------------|-------------------|---------------------|---------------------|
| 0.5 | 0.77 | 8229 | 2074 |
| 1.0 | 1.54 | 2067 | 519 |
| 1.5 | 2.31 | 914 | 230 |
| 2.0 | 3.08 | 514 | 130 |
| 2.5 | 3.85 | 329 | 83 |
| 3.0 | 4.62 | 229 | 58 |


Distance [m] Cone diameter [m] Illuminance [lx]
C0 - C180 (Half beam angle: 75.2°)

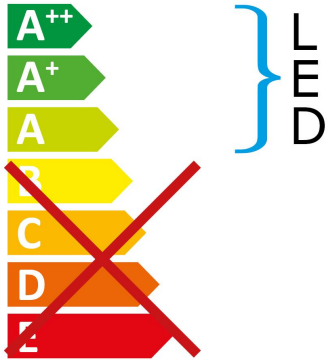
Beacon LED XL Muse *BEACON XL MUSE 3K SSC01 L3 WHT* 2059327

TECHNICAL DRAWINGS




Concord 2059327


 This luminaire contains built-in LED lamps





The lamps cannot be changed in the luminaire.

874/2012 

Beacon LED XL Muse
BEACON XL MUSE 3K SSC01 L3 WHT
2059327

 This luminaire contains built-in LED lamps

 } LED



The lamps cannot be changed in the luminaire.

Concord 2059327 874/2012