

## Beacon LED XL Muse

### BEACON XL MUSE 4K DALI L3 WHT

### 2059325



#### Product features

- 2059325 BEACON XL MUSE 4K DALI L3 WHT Integrated LED spotlight, white RAL 9016, unique soft-touch ring, adjustable beam angle from a 10° spot to a 70° flood, compact and minimalist design, ideal for museum, gallery and high-end retail applications, die-cast aluminium body, passive cooling heatsink, beam angle: 10° spot to 70° flood, optics: aspheric glass lens, colour temperature: 4000K neutral white, total system power: 41W, total fixture output: 2884lm, luminaire efficacy: 70lm/W, LOR: 100%, super high colour rendering: Ra 97 typical, R9 value at 90, LED Chromacity: 3 step MacAdam ellipse, lifetime: 50,000 hours at 70% of the original output (L70), energy class: A++, A+, A, IR/UV free light source without heat radiation, operating voltage: 220-240V / 50-60Hz, drive current: 1050mA, electronic driver, DALI dimmable, power factor: 0.95, electrical protection: CLASS I, 3-circuit track adaptor+DALI, suitable for Concord Lytespan 3 track, ingress protection rating: IP20, suitable for internal environment only, ...



## PRODUCT OVERVIEW

IPC Code	2059325
Product name	BEACON XL MUSE 4K DALI L3 WHT
Technology	LED
Housing	Aluminium
Mount	Track mounting
Environment	Internal
General application	Museums & Galleries, Retail
Certifications	EUNEW009
ETIM Class	EC001744
Fixture luminous flux (lm)	2884
Luminaire efficacy (lm/W)	70
LOR (%)	100
Colour temperature (K)	4000
Light colour	Neutral White
CRI (Ra)	97
Colour Consistency (SDCM)	3
Beam Angle (°)	10
Photobiological Risk Group	RG0
Total power consumption (W)	41
Electrical protection	Class II
Control gear type	Electronic ballast
Minimum dimming level (%)	95
Average life (Nominal) (h)	50000
Housing colour	White
IP rating	IP20
Product EAN number	5025768593255
Lamps	Yes
Included lamp	INTEGRATED LED

## Beacon LED XL Muse

*BEACON XL MUSE 4K DALI L3 WHT*  
2059325

### DATA TABLE

#### General data

IPC Code	2059325
Product name	BEACON XL MUSE 4K DALI L3 WHT
Technology	LED
Housing	Aluminium
Mount	Track mounting
Environment	Internal
General application	Museums & Galleries,Retail
Operating temperature rated (°C)	25
Certifications	EUNEW009
ETIM Class	EC001744

#### Optical data

Fixture luminous flux (lm)	2884
Luminaire efficacy (lm/W)	70
LOR (%)	100
Colour temperature (K)	4000
Light colour	Neutral White
CRI (Ra)	97
Colour Consistency (SDCM)	3
Adjustable chromaticity	N
Beam Angle (°)	10
Distribution type	Direct
Photobiological Risk Group	RG0

#### Electrical data

Total power consumption (W)	41
Mains voltage (V)	220-240V~
Lamp power factor	0.95
Electrical protection	Class II
Control gear type	Electronic ballast
Minimum dimming level (%)	95
Drive current (mA)	1050
Inrush Current (A)	30
Max. Luminaires per 10A B Breaker	13
Max. Luminaires per 16A B Breaker	20

#### Lifetime data

Average life (Nominal) (h)	50000
----------------------------	-------

#### Physical data

Vertical Tilt (°)	90
Horizontal rotation (°)	355
Housing colour	White
IP rating	IP20
Reflector finish	None

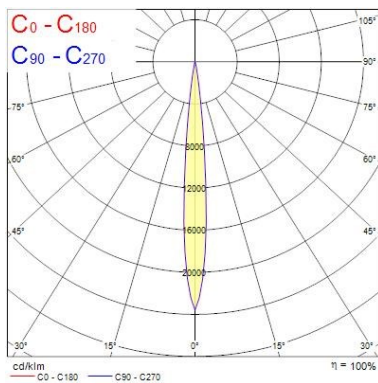
## Beacon LED XL Muse BEACON XL MUSE 4K DALI L3 WHT 2059325

Nominal Product Width (mm)	165
Nominal Product Height (mm)	200
Nominal Product Diameter (mm)	115
Weight (kg)	1.7

### Packaging

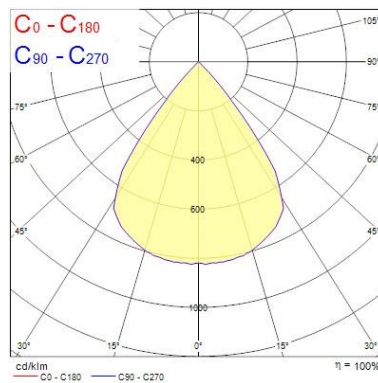
Single packaging type	Carton
Product EAN number	5025768593255
Packaging single length / height (cm)	25.0
Packaging single width (cm)	19.5
Packaging single depth (cm)	20.0
DUN14 (outer)	05025768593255
Units per outer package	1
Packaging outer length / height (cm)	25.0
Packaging outer width (cm)	19.5
Packaging outer depth (cm)	20.0

## PHOTOMETRY



Distance [m]	Cone diameter [m]	E <sub>0</sub> [lx]	E <sub>1</sub> [lx]
0.5	0.00	8008	8008
1.0	0.00	21272	21272
1.5	0.00	9454	9454
2.0	0.00	5315	5315
2.5	0.00	3404	3404
3.0	0.00	2364	2364

Distance [m]      Cone diameter [m]      Illuminance [lx]  
— C0 - C180 (Half beam angle: 0.0°)

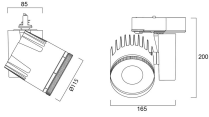


Distance [m]	Cone diameter [m]	E <sub>0</sub> [lx]	E <sub>1</sub> [lx]
0.5	0.75	9451	2487
1.0	1.50	2363	617
1.5	2.25	1080	274
2.0	3.00	591	154
2.5	3.75	375	99
3.0	4.50	283	69


Distance [m]      Cone diameter [m]      Illuminance [lx]  
— C0 - C180 (Half beam angle: 73.9°)


## TECHNICAL DRAWINGS

## Beacon LED XL Muse BEACON XL MUSE 4K DALI L3 WHT 2059325





**Concord** 2059325



 This luminaire contains built-in LED lamps

 } LED

The lamps cannot be changed in the luminaire.

874/2012 

 This luminaire contains built-in LED lamps

 } LED 

The lamps cannot be changed in the luminaire.

**Concord** 2059325 874/2012

Beacon LED XL Muse  
*BEACON XL MUSE 4K DALI L3 WHT*  
2059325

---