

Beacon LED XL Muse

BEACON XL MUSE 4K O/B DIM L3 WHT
2059321



Product features

- 2059321 BEACON XL MUSE 4K O/B DIM L3 WHT Integrated LED spotlight, white RAL 9016, unique soft-touch ring, adjustable beam angle from a 10° spot to a 70° flood, compact and minimalist design, ideal for museum, gallery and high-end retail applications, die-cast aluminium body, passive cooling heatsink, beam angle: 10° spot to 70° flood, optics: aspheric glass lens, colour temperature: 4000K neutral white, total system power: 41W, total fixture output: 2884lm, luminaire efficacy: 70lm/W, LOR: 100%, super high colour rendering: Ra 97 typical, R9 value at 90, LED Chromacity: 3 step MacAdam ellipse, lifetime: 50,000 hours at 70% of the original output (L70), energy class: A++, A+, A, IR/UV free light source without heat radiation, operating voltage: 220-240V / 50-60Hz, drive current: 1050mA, electronic driver, dimmable via on-board potentiometer, power factor: 0.95, electrical protection: CLASS I, 3-circuit track adaptor, suitable for Concord Lytespan 3 track, ingress protection rating: IP20, suitable for internal...



PRODUCT OVERVIEW

IPC Code	2059321
Product name	BEACON XL MUSE 4K O/B DIM L3 WHT
Technology	LED
Housing	Aluminium
Mount	Track mounting
Environment	Internal
General application	Museums & Galleries, Retail
Certifications	EUNEW009
ETIM Class	EC001744
Fixture luminous flux (lm)	2884
Luminaire efficacy (lm/W)	70
LOR (%)	100
Colour temperature (K)	4000
Light colour	Neutral White
CRI (Ra)	97
Colour Consistency (SDCM)	3
Beam Angle (°)	10
Photobiological Risk Group	RG0
Total power consumption (W)	41
Electrical protection	Class II
Control gear type	Electronic ballast
Minimum dimming level (%)	95
Average life (Nominal) (h)	50000
Housing colour	White
IP rating	IP20
Product EAN number	5025768593217
Lamps	Yes
Included lamp	INTEGRATED LED

Beacon LED XL Muse

BEACON XL MUSE 4K O/B DIM L3 WHT
2059321

DATA TABLE

General data

IPC Code	2059321
Product name	BEACON XL MUSE 4K O/B DIM L3 WHT
Technology	LED
Housing	Aluminium
Mount	Track mounting
Environment	Internal
General application	Museums & Galleries,Retail
Operating temperature rated (°C)	25
Certifications	EUNEW009
ETIM Class	EC001744

Optical data

Fixture luminous flux (lm)	2884
Luminaire efficacy (lm/W)	70
LOR (%)	100
Colour temperature (K)	4000
Light colour	Neutral White
CRI (Ra)	97
Colour Consistency (SDCM)	3
Adjustable chromaticity	N
Beam Angle (°)	10
Distribution type	Direct
Photobiological Risk Group	RG0

Electrical data

Total power consumption (W)	41
Mains voltage (V)	220-240V~
Lamp power factor	0.95
Electrical protection	Class II
Control gear type	Electronic ballast
Minimum dimming level (%)	95
Drive current (mA)	1050

Lifetime data

Average life (Nominal) (h)	50000
----------------------------	-------

Physical data

Vertical Tilt (°)	90
Horizontal rotation (°)	355
Housing colour	White
IP rating	IP20
Reflector finish	None
Nominal Product Width (mm)	165
Nominal Product Height (mm)	200
Nominal Product Diameter (mm)	115

Beacon LED XL Muse

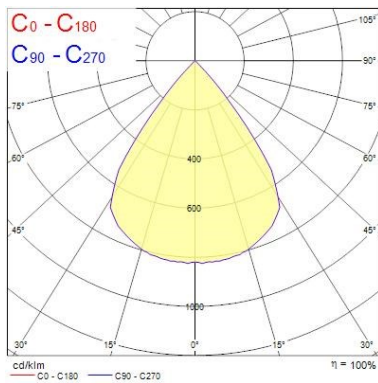
BEACON XL MUSE 4K O/B DIM L3 WHT
2059321

Weight (kg) 1.7

Packaging

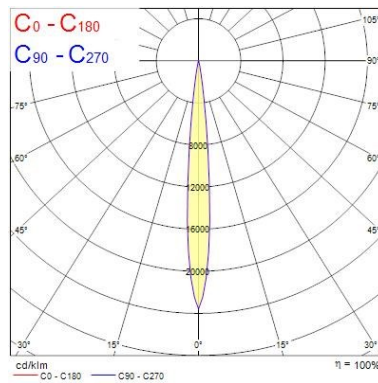
Single packaging type	Carton
Product EAN number	5025768593217
Packaging single length / height (cm)	25.0
Packaging single width (cm)	19.5
Packaging single depth (cm)	20.0
DUN14 (outer)	05025768593217
Units per outer package	1
Packaging outer length / height (cm)	25.0
Packaging outer width (cm)	19.5
Packaging outer depth (cm)	20.0

PHOTOMETRY



Distance [m]	Cone diameter [m]	Illuminance [lx]
0.5	0.00	E(0°) 8808 E(C0) 8808
1.0	0.00	E(0°) 21272 E(C0) 21272
1.5	0.00	E(0°) 9454 E(C0) 9454
2.0	0.00	E(0°) 5318 E(C0) 5318
2.5	0.00	E(0°) 3404 E(C0) 3404
3.0	0.00	E(0°) 2364 E(C0) 2364

Distance [m] Cone diameter [m] Illuminance [lx]
— C0 - C180 (Half beam angle: 0.0°)

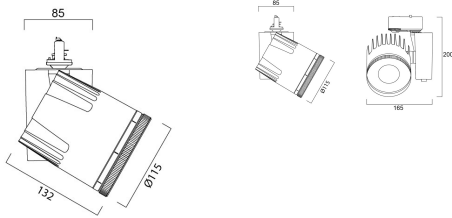


Distance [m]	Cone diameter [m]	Illuminance [lx]
0.5	0.75	E(0°) 9481 E(C0) 2487
1.0	1.50	E(0°) 2383 E(C0) 817
1.5	2.25	E(0°) 1080 E(C0) 274
2.0	3.00	E(0°) 591 E(C0) 154
2.5	3.75	E(0°) 378 E(C0) 99
3.0	4.50	E(0°) 283 E(C0) 99

Distance [m] Cone diameter [m] Illuminance [lx]
— C0 - C180 (Half beam angle: 73.9°)

TECHNICAL DRAWINGS

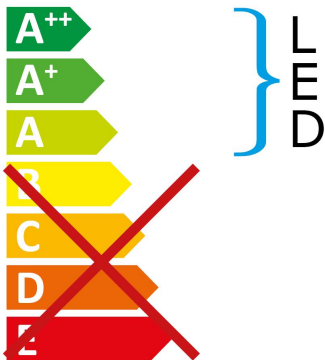
Beacon LED XL Muse *BEACON XL MUSE 4K O/B DIM L3 WHT* 2059321



Concord 2059321



This luminaire contains built-in LED lamps




The lamps cannot be changed in the luminaire.

874/2012




Beacon LED XL Muse


BEACON XL MUSE 4K O/B DIM L3 WHT
2059321



This luminaire contains built-in LED lamps



LED



The lamps cannot be changed in the luminaire.

Concord 2059321 874/2012