

Products /  **CASTALDI** / D63 ATON / D63 ATON / D63/T00-LWWF

D63 ATON D63/T00-LWWF

TECHNICAL DATA

GENERAL




Item code	D63/T00-LWWF
Place installation	outdoor
Name	D63 ATON / D63/T00-LWWF ground recessed, wall recessed
Standard colour	stainless steel frame sandblasted
Environments	wellness, hallway, leisure areas



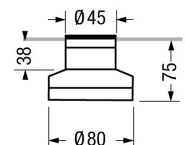
PHYSICAL

Installation type	ground recessed, wall recessed
Mounting type	with rough-in housing
Screws	AISI 304 stainless steel screws.
Seals	Silicone Rubber.
Temperature glass	40°C
Body	Corrosion resistant die-cast aluminium body. High impact resistant composite technopolymer housing box. AISI 316 stainless steel frame sandblasted.



DIMENSIONS

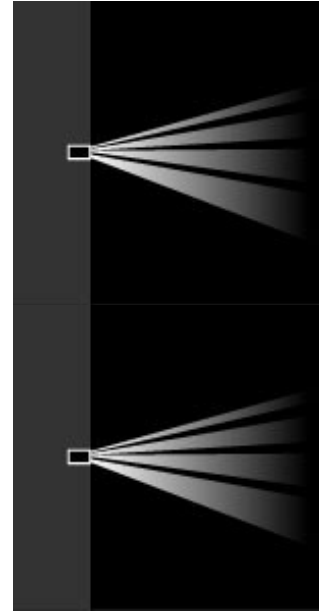
D: Total diameter device (mm)	45
Built-in shaped	Round
Diameter built-in (mm)	80
Built-in depth (mm)	75



OPTICAL SYSTEMS

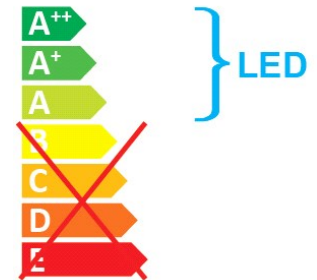
Opening beam
Optical System

diffused
Tempered safety glass, mechanical and thermal
shock resistant.



ENERGY SAVING

This luminaire contains built-in LED lamps
The lamps cannot be changed in the luminaire



SOURCES

Source Type	Source Power	System Power	Source	Lamp Socket	Sources Temperature Colour	Nominal Flux	Output Flux	Source description
LED	1x1W	-	Warm White LED	-	3000K	1x100 lm	-	-

ELECTRICAL

Ballast type	Electronic
Mounting ballast type	Remote
Line input	Pre-wired and tested with resin sealed watertight RN8-F 48V cable.
Voltage	12-24V-DC
Wiring	SELV power supply required, 12-24V-DC.

NORMS / DIRECTIVES

Norms	EN 60598-1, EN 60598-2-13
Directives	2014/35/UE, 2014/30/UE

ACCESSORIES

INCLUDED ACCESSORIES

Rough-in housing

Ground and Wall rough-in housing box, high impact resistant composite technopolymer (Code PM/D44-025).



OPTIONAL ACCESSORIES

Electrical

Accessory code

ACS/AR15-24

Technical description

For all models D41-D42-D44 tellux/00 and D63 aton. SELV power supply 15W
220/240V-50/60Hz output 24V-DC PWM.
Insulation class II, can feed up to 6 tellux.

