

Products /  **CASTALDI** / D63 ATON / D63 ATON / D63C/T00-LWWF

## D63 ATON D63C/T00-LWWF

### TECHNICAL DATA

#### GENERAL




|                    |   |
|--------------------|---|
| Item code          | D63C/T00-LWWF   |
| Place installation | outdoor   |
| Name               | D63 ATON / D63C/T00-LWWF ceiling recessed                           |
| Note               | Suitable for use in dropped or drywall ceilings,<br>thickness >1mm. |
| Standard colour    | stainless steel frame sandblasted                                   |
| Environments       | wellness, hallway, leisure areas                                    |



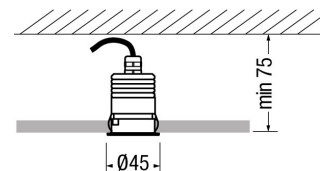
#### PHYSICAL

|                   |   |
|-------------------|---|
| Installation type | ceiling recessed  |
| Mounting type     | with rough-in housing   |
| Screws            | AISI 304 stainless steel screws.  |
| Seals             | Silicone Rubber.  |
| Temperature glass | 40°C  |
| Body              | Corrosion resistant die-cast aluminium body. AISI<br>316 stainless steel trim satin finish. |



#### DIMENSIONS

|                               |       |
|-------------------------------|-------|
| D: Total diameter device (mm) | 45    |
| Built-in shaped               | Round |
| Diameter built-in (mm)        | 80    |
| Built-in depth (mm)           | 75    |



Ø 39  
dimensioni foro per incasso  
hole dimension for ceiling

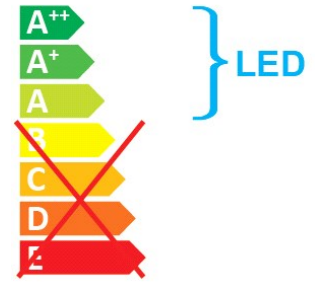
#### OPTICAL SYSTEMS

|                |   |
|----------------|---|
| Opening beam   | diffused  |
| Optical System | Tempered safety glass, mechanical and thermal<br>shock resistant. |



## ENERGY SAVING

This luminaire contains built-in LED lamps  
The lamps cannot be changed in the luminaire



## SOURCES

| Source Type | Source Power | System Power | Source         | Lamp Socket | Sources Temperature Colour | Nominal Flux | Output Flux | Source description |
|-------------|--------------|--------------|----------------|-------------|----------------------------|--------------|-------------|--------------------|
| LED         | 1x1W         | -            | Warm White LED | -           | 3000K                      | 1x100 lm     | -           | -                  |

## ELECTRICAL

|                       |  |
|-----------------------|--|
| Ballast type          | Electronic   |
| Mounting ballast type | Remote   |
| Line input            | Pre-wired and tested with resin sealed watertight RN8-F 48V cable (for a fast and secure connection to the main power line, use ACS/CR1 connector or similar). |
| Voltage               | 12-24V-DC  |
| Wiring                | SELV power supply required, 12-24V-DC.   |

## NORMS / DIRECTIVES

|            |                           |
|------------|---------------------------|
| Norms      | EN 60598-1, EN 60598-2-13 |
| Directives | 2014/35/UE, 2014/30/UE    |

## ACCESSORIES

## OPTIONAL ACCESSORIES

### Electrical

|                              |  |
|------------------------------|--|
| <b>Accessory code</b>        | <b>ACS/AR15-24</b>   |
| <b>Technical description</b> | For all models D41-D42-D44 tellux/00 and D63 aton. SELV power supply 15W 220/240V-50/60Hz output 24V-DC PWM. Insulation class II, can feed up to 6 tellux. |



|                              |  |
|------------------------------|--|
| <b>Accessory code</b>        | <b>ACS/CR1</b>   |
| <b>Technical description</b> | Fast IP68 connector 1bar (10m-1h) for cable Ø7-12mm - 3x1.5mm. |

