




Job Name:

Contact:

Ordering Code:

Fixture Type:

Cantara



Description

Bruck has created a pendant lamp which masterfully sets the scene for a modern design with its clear simple cylindrical form and supreme German craftsmanship. The minimalist design of Cantara Glass is focused on the essentials: light that bathes the room with a warm glow of gold or brilliance of silver. The inside is hand-coated with composition gold or silver. The finely textured metallic interior gives it an elegant charm. The light character of the golden version is comfortably warm, and thus provides a very cozy appeal. A translucent version without inner metallic coating is also offered in white. The lamp of the Cantara Glass is encased in a reflector made of hand-blown opal crystal glass. This distributes the light evenly and softly on the surface below.

Standard cable length is 59". Overall cable length is measured and begins from uni-plug or top of mono-point. Cable length measurement ends at the top of glass or to the mounting arms.

Ordering Codes

Follow the steps to specify your fixture,

example:

1 Light Source	2 Shade Color	3 Finish	4 Mounting Option
<p>223 400 lm LED</p> <p>221¹ low voltage</p>	<p>501 black outer / gold inner</p> <p>502 black outer / silver inner</p> <p>503 white outer / gold inner</p> <p>504 white outer / silver inner</p> <p>505 white outer / white inner</p> <p>507 bronze outer / white inner</p>	<p>bz bronze</p> <p>ch chrome</p> <p>mc matte chrome</p>	<p>MP 4" Canopy</p> <p>UNI12 Uni-Plug 12</p> <p>MULTI LED multi-point</p>

NOTES:

1. 221 for MP and UNI12 mounting only

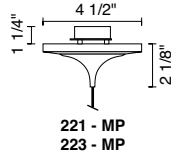
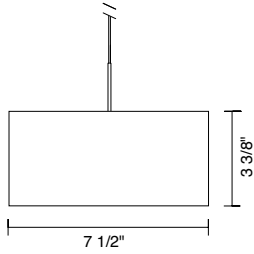


Job Name:

Contact:

Ordering Code:

Fixture Type:



Light Source 223 - LED

221 - low voltage (Bi-Pin)

Performance

- | | | |
|-------|--|------------------|
| LED | • Cree XTE | • lamp dependent |
| LUMEN | • 400 lm | |
| CCT | • 2800k | |
| SDCM | • 3 MacAdam Elipse, +/-75 Kelvin | |
| CRI | • 90 min. | |
| LIFE | • based on IESNA-LM80-2008: 90% of initial lumens after 60,500 hrs | |

Technical Specs

- | | | |
|----------------|--|--|
| Socket Listing | <ul style="list-style-type: none"> • integrated LED module • ETLus Listed to UL1598, UL1574 and UL2108 (Suitable for dry locations only) • cETL Listed to CSA C22.2 #250.0 and #9.0 | <ul style="list-style-type: none"> • GY6.35 socket • ETLus Listed to UL1598, UL1574 and UL2108 (Suitable for dry locations only) • cETL Listed to CSA C22.2 #250.0 and #9.0 |
|----------------|--|--|

Mounting

- | | | |
|----------------|--|---|
| Uni-Plug UNI12 | <ul style="list-style-type: none"> • 12V AC input • 9W, 11.3VA • Dimmable | <ul style="list-style-type: none"> • 12V AC/DC input • 50W, 50VA (max 50W lamp) • Dimmable • Connects to Uni-Light system with appropriate low voltage adapter (V/A, Enzis, High-Line) or line voltage adapter (ECO, GEO, Zonyx) |
| 4" Canopy | <ul style="list-style-type: none"> • 120-277 50/60Hz input • 8W, 8VA • Dimmable: <ul style="list-style-type: none"> • ELV (Reverse Phase) • Mount to 3 1/2" - 4" round J-Box • Short circuit protection • Thermal protection | <ul style="list-style-type: none"> • 120VAC 50/60Hz input • 11.7V AC output 49W, 50VA (max 50W lamp) • Dimmable (Trailing Edge ELV) • Mount to 3 1/2" - 4" round J-Box • Short circuit protection • Overload protection • Thermal protection |
| MULTI | <ul style="list-style-type: none"> • 700mA constant current input • 6.3W • Mounts to low voltage LED multi-point canopy • Dimmable, refer to low voltage LED canopy spec sheet | |

Warranty

- | | |
|-----------------------------------|-----------------------------------|
| • 5 year limited fixture warranty | • 1 year limited fixture warranty |
|-----------------------------------|-----------------------------------|



Made in the USA - meets the requirements of the Buy American provision within the ARRA