



## Description:

Double-shade suspension lamp available in two lengths. Direct and diffused light. Matte lacquered finishes, with different combinations: grey, snow, lemon, mango, clear turquoise, and aqua. Black cable.

## Materials:

Metal.

## Certifications:



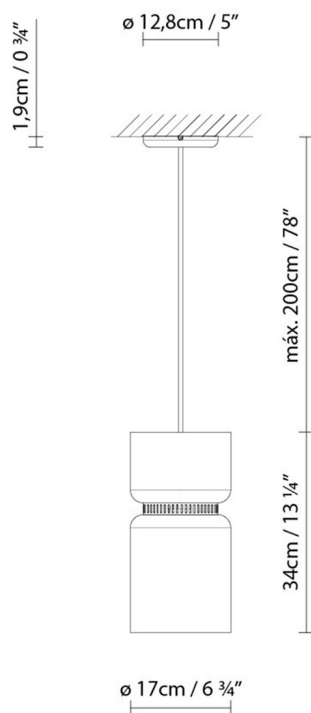
## Finishes:

Grey, snow, lemon, mango, clear turquoise and aqua, all of which may be combined.

IP20

230V

## ASPEN S17A LED



## Light source:

LED 17,5W 1550lm 350mA 3000K CRI>80 230V

LED



## Weight :

Net kg.: 2.0

Gross kg: 2.1

## Packaging:

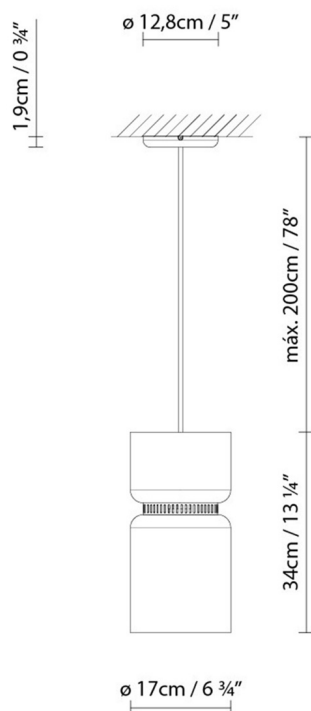
N. packages: 1

Volume m3: 0.030

Dimensions cm: 53x24x24



## ASPEN S17A (E27)



### Light source:

Fluo. max. 30W (E27)



A

Halo. ECO max. 70W (E27)



D

### Weight :

Net kg.: 2.0

Gross kg: 2.1

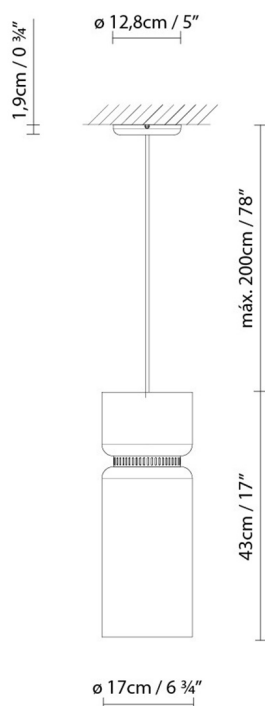
### Packaging:

N. packages: 1

Volume m3: 0.030

Dimensions cm: 53x24x24

## ASPEN S17B LED



### Light source:

LED 17,5W 1550lm 350mA 3000K CRI>80 230V

LED

A+

### Weight :

Net kg.: 2.0

Gross kg: 2.1

### Packaging:

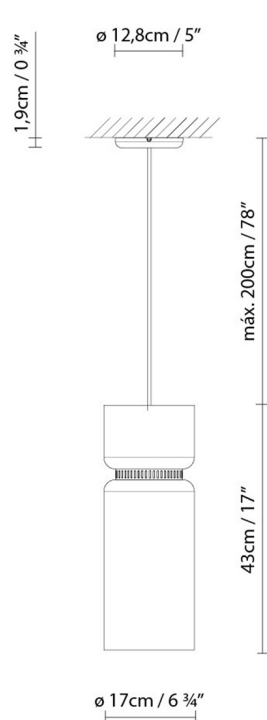
N. packages: 1

Volume m3: 0.030

Dimensions cm: 53x24x24



## ASPEN S17B (E27)



### Light source:

Fluo. max. 30W (E27)



A

Halo. ECO max. 70W (E27)



D

### Weight :

Net kg.: 2.0

Gross kg: 2.1

### Packaging:

N. packages: 1

Volume m3: 0.030

Dimensions cm: 53x24x24

## Collection



Designer  
Technical drawing  
3D  
Fotometría  
Instrucciones de montaje  
Assembly instructions