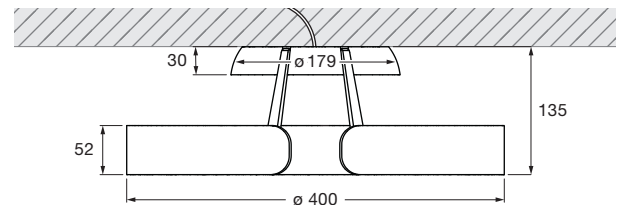


Mito aura 40 lusso datasheet

Ring-shaped ceiling and wall LED luminaires covered with ascot leather (available in different finishes), double-sided light emission and a diameter of 40 cm. The luminaires come with two different lighting effects: as a ceiling luminaire, narrow directs diffuse light upward and concentrated light downward to create perfect illumination for every application. As a ceiling and wall luminaire, wide directs diffuse light upward and backward to indirectly illuminate the ceiling / wall and expansive light downward and forward.

Version with an integrated power supply unit for surface mounting, connection to 230 V AC power supply. Controllable with the help of » touchless control « (gesture control on the head), Occhio air or DALI, or, alternatively, controllable with a trailing-edge phase cut dimmer. * The color temperature is infinitely variable between 2700 and 4000 Kelvin using » touchless control « Occhio air or DALI or with preset values (2700, 3000, 3500 or 4000 Kelvin).



incl. power supply unit (removable)

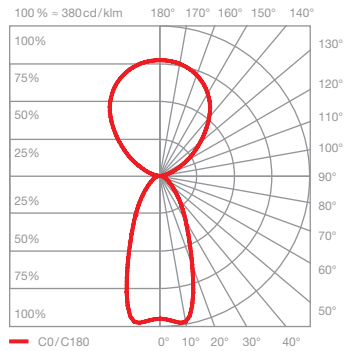
dimensions in mm

technical data Mito aura 40 lusso

properties	material	aluminium, steel, painted, anodised, PVD-coated, plastic, optical silicone, ployurtheane, ascot leather
	weight	2.6 kg
surface	head	black phantom, phantom, rose gold, matt gold, matt white
	canopy	nero, grigio, marrone, bianco
	fork	matt white, matt black
Occhio »color tune« LED	average life time	> 50.000 hrs
	energy efficiency class (luminous efficiency)	G (59 lm / W)
	power	LED 40 W (incl. Occhio power supply unit approx. 46W, standby < 0.5 W)
	color rendering index	high color; CRI Ra 95
	color temperature (color consistency)	2700–4000 K (2-step)
electricity	dimming	»touchless control«, Occhio air (optional), DALI or via trailing-edge phasecut dimmer *
	connection	230 V AC
	power factor power supply (cos φ1)	0.9
	flicker / stroboscopic effect	1 (PstLM) / 0.9 (SVM)
	permitted operating conditions	max. 30°C for indoor use only

* For a list of compatible dimmers, see www.occhio.de/dim_en, trailing-edge phasecut dimmer, Occhio air and DALI not combinable

Mito aura 40 lusso lighting effects



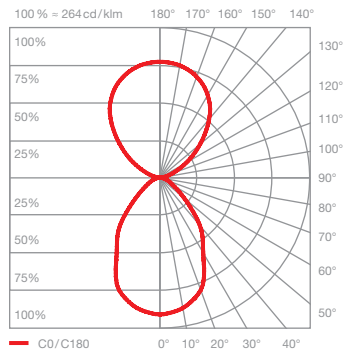
ceiling (narrow)

concentrated light downwards, beam angle approx. 50°, diffuse upwards

inserts: narrow / diffuse

luminous flux : high color 40 W 2140 lm

UGR (4H8H) < 19



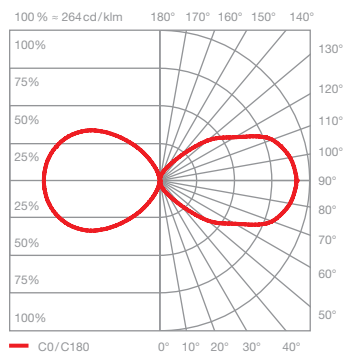

ceiling (wide)

wide light beam downwards, beam angle approx. 80°, diffuse upwards

inserts: wide / diffuse

luminous flux : high color 40 W 2310 lm

UGR (4H8H) < 19



wall (wide)

wide light beam to the front, beam angle approx. 80°, diffuse to the rear

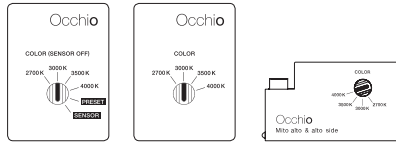
inserts: wide / diffuse

luminous flux : high color 40 W 2310 lm

control options

Control

Mito set box



sospeso / aura / sfera / sfera su / volo

soffitto / alto flat

alto & alto side

sospeso / aura / sfera / volo:

COLOR (Sensor off)
adjustable color temperature (4 steps)
trailing-edge phase cut dimming possible

PRESET (sospeso / aura / volo)
adjustable color temperature (4 steps)
adjustable up / downlight ratio (5 steps)
trailing-edge phase cut dimming possible

PRESET (sfera)
color temperature adjustable (4 stages)
light intensity adjustable (5 stages)

SENSOR

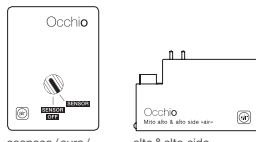
»touchless control« (gesture control)
switching, dimming, up / down fading*
»color tune« (color temperature continuously adjustable)
no external dimming possible

*not with sfera

soffitto / alto / alto side:

COLOR
adjustable color temperature (4 steps)
trailing-edge phase cut dimming possible

Mito »air« box



sospeso / aura / sfera / volo

alto & alto side



Occhio air (Bluetooth control using Occhio air app) or air controller (optional) control of individual luminaires, groups and scenes

sospeso / aura / sfera / volo:

SENSOR
»air« + »touchless control« (Bluetooth- and gesture control)
control via »touchless control« and Occhio air app or »air« controller

SENSOR OFF

»air«
control via Occhio air App or »air« controller
switching, dimming, up / down fading »color tune« (color temperature continuously adjustable)



terra / raggio / largo / soffitto / alto flat

terra / largo / raggio:

»air«, »touchless control« and »body sensor« (raggio / terra) (Bluetooth- and gesture control)
control via »touchless control«, »body sensor« and Occhio air App or »air« controller

alto / alto side:

»air« (Bluetooth - control)
control via Occhio air App or »air« controller
switching, dimming
»color tune« (color temperature continuously adjustable)

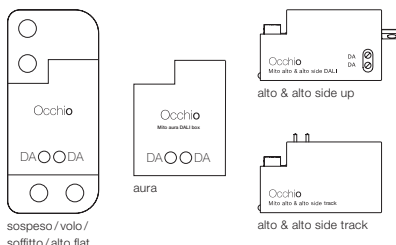
»ambient light control« (terra)
adjustment to ambient light

»presence sensor« (terra)
presence identification and automatically shutdown by presence sensor

deactivation and adjustable via control and sensor with »air« app

with Mito »air« box no external dimming possible

Mito DALI box (control via DALI)



sospeso / volo / soffitto / alto flat

aura

alto & alto side up

alto & alto side track

sospeso / aura / volo:

- color tune adjustable*
- adjust continuously dimming
- up + downlight separate controllable (two DALI addresses needed)
- no »touchless control«, no fading

soffitto / alto / alto side:

- color tune adjustable*
- continuously dimming

* DALI controller DALI Device type 8 (DT8) for controlling of the color tune necessary further signs on www.occhio.com/dali

Mito aura 40 lusso DALI connection diagram

A maximum of 32 Mito aura units can be assigned to each DALI circuit.

The Mito aura requires two DALI addresses per luminaire, which enables control of the top and bottom sides via their own respective DALI address. The maximum output is reached if both DALI luminaires (top and bottom side) are set to maximum brightness (40 W = 20 W up and 20 W down; 60 W = 30 W up and 30 W down).

The Mito aura units can be organized into as many as 16 groups and equipped with an additional 16 scenarios (predefined settings).

Using a DALI short address, they can be actuated and configured individually. In addition, the bi-directional data transfer lets users query the state/status of individual luminaires.

You can find more detailed information at www.occhio.com/dali.

