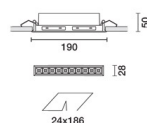



Last information update: May 2018



Frame 10 cells - Flood beam - Tunable White - LED

Product code
Q784

Technical description

Linear 10 optic element recessed miniaturised luminaire. Using LED lamps with a high colour rendering index and a different colour temperature allows dynamic light modulation to be obtained. The variation is achieved by mixing an emission of 5 x 2700K LEDs and 5 x 5700K LEDs. The colour temperature remains constant and uniform even when products of different sizes with different numbers of warm and cold LEDs are used. Main body with die-cast aluminium radiant surface, version with perimeter surface frame. Metallised, thermoplastic, high definition Opti Beam reflectors, integrated in a set-back position in the anti-glare screen. The product is designed to be used together with codes 6170 + M630 to obtain a solution suitable for small to medium systems that can be programmed with a DALI protocol via a simple and intuitive user touch-panel. Other management systems are also available with a separate code for larger systems that require the intervention of a specialised technician to programme them: the MH97 + MH93 + M102 group offers a DALI / KNX programmable solution, and the MH97 + MH93 + M618 group allows the system management to be extended to remote devices like tablet and smartphones too.

Installation

Recessed with steel wire springs for false ceilings from 1 to 25 mm thick - preparation hole 24 x 186.

Dimension (mm)

190x28x50

Colour

White (01) | White/Brass (41) | Black/Black (43) | Black/White (47) | Grey/Black (74) | (E7)

Weight (Kg)

0.68

Mounting

wall recessed|ceiling recessed

Wiring

DALI control gear units included. Different management systems are available with a separate code. For technical details, properties and connection procedures see the instruction sheet.

Complies with EN60598-1 and pertinent regulations



IP20



Product configuration: Q784

Product characteristics

Total lighting output [Lm]: 1204
Total power [W]: 21.3
Luminous efficacy [Lm/W]: 56.5
Life Time: > 50,000h - L80 - B10 (Ta 25°C)

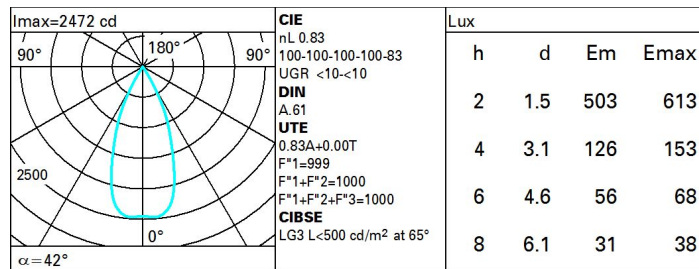
Total luminous flux at or above an angle of 90° [Lm]: 0
Emergency luminous flux [Lm]: /
Voltage [V]: -
Number of optical assemblies: 1

Optical assembly Characteristics Type 1

Light Output Ratio (L.O.R.) [%]: 83
Lamp code: LED
ZVEI Code: LED
Nominal power [W]: 17
Nominal luminous [Lm]: 1450
Lamp maximum intensity [cd]: /
Beam angle [°]: 42°

Number of lamps for optical assembly: 1
Socket: /
Ballast losses [W]: 4.3
Colour temperature [K]: /
CRI: /
Wavelength [Nm]: /
MacAdam Step: /

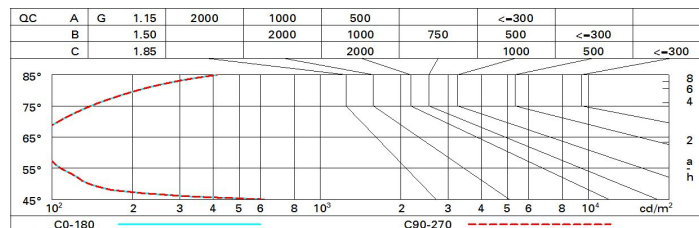
Polar



Utilisation factors

R	77	75	73	71	55	53	33	00	DRR
K0.8	75	71	68	66	70	68	68	65	78
1.0	78	75	72	70	74	72	71	69	83
1.5	82	80	77	76	79	77	76	74	89
2.0	85	83	81	80	82	80	79	77	93
2.5	86	85	84	83	84	83	82	79	96
3.0	87	86	85	85	85	84	83	81	98
4.0	88	87	87	86	86	86	84	82	99
5.0	89	88	88	88	87	87	85	83	100

Luminance curve limit



UGR diagram

Corrected UGR values (at 1450 lm bare lamp luminous flux)												
Reflect.: ceiling/cav walls work pl. Room dim x y		0.70	0.70	0.50	0.50	0.30	0.70	0.70	0.50	0.50	0.30	0.30
		0.50	0.30	0.50	0.30	0.30	0.50	0.30	0.50	0.30	0.30	0.30
		0.20	0.20	0.20	0.20	0.20	0.20	0.20	0.20	0.20	0.20	0.20
		viewed crosswise					viewed endwise					
2H	2H	6.4	6.8	6.6	7.1	7.3	6.4	6.8	6.6	7.1	7.3	
	3H	6.2	6.7	6.5	6.9	7.2	6.2	6.7	6.5	6.9	7.2	
	4H	6.2	6.6	6.5	6.8	7.1	6.2	6.6	6.5	6.8	7.1	
	6H	6.1	6.5	6.4	6.8	7.1	6.1	6.5	6.4	6.8	7.1	
	8H	6.1	6.4	6.4	6.7	7.1	6.0	6.4	6.4	6.7	7.1	
	12H	6.0	6.4	6.4	6.7	7.0	6.0	6.3	6.4	6.7	7.0	
4H	2H	6.2	6.6	6.5	6.8	7.1	6.2	6.6	6.5	6.8	7.1	
	3H	6.0	6.4	6.4	6.7	7.0	6.0	6.4	6.4	6.7	7.0	
	4H	5.9	6.2	6.3	6.6	7.0	5.9	6.2	6.3	6.6	7.0	
	6H	5.8	6.1	6.3	6.5	6.9	5.8	6.1	6.3	6.5	6.9	
	8H	5.8	6.0	6.2	6.5	6.9	5.8	6.0	6.2	6.4	6.9	
	12H	5.7	6.0	6.2	6.4	6.9	5.7	6.0	6.2	6.4	6.8	
8H	4H	5.8	6.0	6.2	6.4	6.9	5.8	6.0	6.2	6.5	6.9	
	6H	5.7	5.9	6.2	6.3	6.8	5.7	5.9	6.2	6.3	6.8	
	8H	5.6	5.8	6.1	6.3	6.8	5.6	5.8	6.1	6.3	6.8	
	12H	5.6	5.8	6.1	6.2	6.8	5.6	5.7	6.1	6.2	6.8	
12H	4H	5.7	6.0	6.2	6.4	6.8	5.7	6.0	6.2	6.4	6.9	
	6H	5.6	5.8	6.1	6.3	6.8	5.7	5.8	6.1	6.3	6.8	
	8H	5.6	5.7	6.1	6.2	6.8	5.6	5.8	6.1	6.2	6.8	
Variations with the observer position at spacing:												
S =		1.0H	7.0 / -14.5					7.0 / -14.5				
		1.5H	9.8 / -14.7					9.8 / -14.7				
		2.0H	11.8 / -14.8					11.8 / -14.8				