

Last information update: May 2018

**body Ø62 mm - neutral White - dimmable electronic ballast - spot optic****Product code**

Q654

Technical description

Adjustable spotlight with adapter for installation on a mains voltage track. Luminaire made of die-cast aluminium. Spotlight double adjustability allows a 360° rotation about the vertical axis and 90° tilting relative to the horizontal plane. Mechanical aiming locks both for rotation about the vertical axis and tilting relative to the horizontal plane. Optical assembly made up of Neutral White 4000K high colour rendering C.o.B LEDs, with OPTI BEAM REFLECTOR technology and a well-defined spot light beam. Dimmable electronic driver built-in to box with a semi-hidden system on track.

Installation

On a three-phase/DALI electrified track

Dimension (mm)

Ø62

Colour

White (01) | Black (04)

Weight (Kg)

1.42

Mounting

three circuit track

Wiring

Product complete with dimmable electronic components, housed in a semi-hidden box on the track.

Complies with EN60598-1 and pertinent regulations



IP20



pending

Product configuration: Q654**Product characteristics**

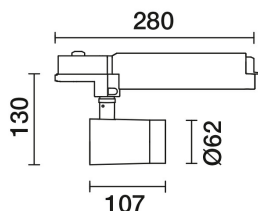
Total lighting output [Lm]: 1599
 Total power [W]: 18.3
 Luminous efficacy [Lm/W]: 87.4
 Life Time: > 50,000h - L80 - B10 (Ta 25°C)

Total luminous flux at or above an angle of 90° [Lm]: 0
 Emergency luminous flux [Lm]: /
 Voltage [V]: -
 Number of optical assemblies: 1

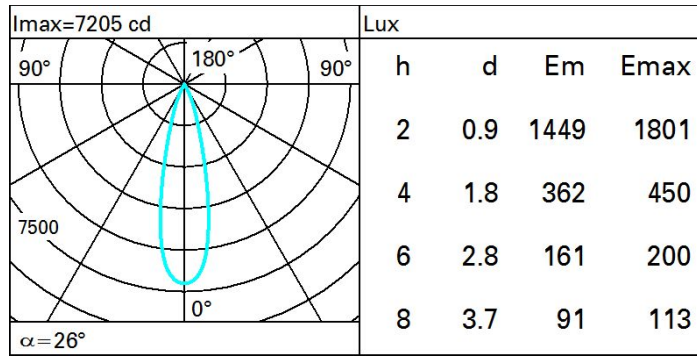
Optical assembly Characteristics Type 1

Light Output Ratio (L.O.R.) [%]: 78
 Lamp code: LED
 ZVEI Code: LED
 Nominal power [W]: 15
 Nominal luminous [Lm]: 2050
 Lamp maximum intensity [cd]: /
 Beam angle [°]: 26°

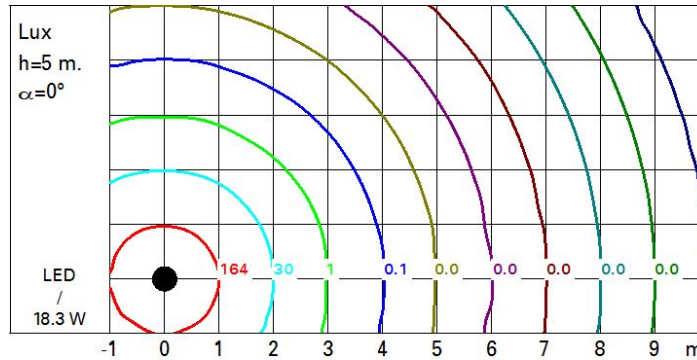
Number of lamps for optical assembly: 1
 Socket: /
 Ballast losses [W]: 3.3
 Colour temperature [K]: 4000
 CRI: 80
 Wavelength [Nm]: /
 MacAdam Step: 2



Polar



Isolux



UGR diagram

Corrected UGR values (at 2050 lm bare lamp luminous flux)											
Reflect.:		viewed crosswise					viewed endwise				
ceiling	cav	0.70	0.70	0.50	0.50	0.30	0.70	0.70	0.50	0.50	0.30
walls		0.50	0.30	0.50	0.30	0.30	0.50	0.30	0.50	0.30	0.30
work pl.		0.20	0.20	0.20	0.20	0.20	0.20	0.20	0.20	0.20	0.20
Room dim											
x	y										
2H	2H	-0.3	1.8	0.0	2.1	2.5	-0.3	1.8	0.0	2.1	2.5
	3H	-0.1	1.5	0.2	1.9	2.2	-0.3	1.3	0.0	1.7	2.0
	4H	-0.2	1.2	0.2	1.5	1.9	-0.3	1.1	0.1	1.4	1.7
	6H	-0.2	0.8	0.2	1.2	1.5	-0.3	0.7	0.0	1.0	1.4
	8H	-0.2	0.8	0.1	1.1	1.5	-0.4	0.6	0.0	1.0	1.4
	12H	-0.3	0.7	0.1	1.1	1.5	-0.4	0.6	-0.0	0.9	1.3
4H	2H	-0.3	1.1	0.1	1.4	1.7	-0.2	1.2	0.2	1.5	1.9
	3H	-0.0	1.0	0.4	1.3	1.7	-0.1	0.9	0.3	1.3	1.7
	4H	-0.1	0.9	0.3	1.3	1.7	-0.1	0.9	0.3	1.3	1.7
	6H	-0.5	1.2	0.0	1.7	2.2	-0.4	1.3	0.0	1.7	2.2
	8H	-0.6	1.3	-0.1	1.8	2.3	-0.6	1.4	-0.1	1.8	2.3
	12H	-0.7	1.3	-0.2	1.8	2.3	-0.7	1.3	-0.2	1.8	2.3
8H	4H	-0.6	1.4	-0.1	1.8	2.3	-0.6	1.3	-0.1	1.8	2.3
	6H	-0.7	1.1	-0.2	1.6	2.2	-0.7	1.1	-0.2	1.6	2.2
	8H	-0.7	0.9	-0.2	1.4	1.9	-0.7	0.9	-0.2	1.4	1.9
	12H	-0.6	0.5	-0.1	1.0	1.5	-0.6	0.5	-0.1	1.0	1.5
12H	4H	-0.7	1.3	-0.2	1.8	2.3	-0.7	1.3	-0.2	1.8	2.3
	6H	-0.7	0.9	-0.2	1.4	1.9	-0.7	0.9	-0.2	1.4	1.9
	8H	-0.6	0.5	-0.1	1.0	1.5	-0.6	0.5	-0.1	1.0	1.5
Variations with the observer position at spacing:											
S =	1.0H	4.4 / -3.2				4.4 / -3.2					
	1.5H	6.9 / -4.1				6.9 / -4.1					
	2.0H	8.8 / -4.6				8.8 / -4.6					